



June 9, 2017
White Paper

The Printer Working Group

1
2

IPP Presets (PRESET)

3

Status: Interimial

4
5
6
7
8

Abstract: This document is a whitepaper that describes IPP ~~PresetSettings-Triggers~~, a mechanism ~~that enables a set~~ ~~to allow the selection of job template attribute values to be set as a set, to provide IPP print solutions with a way to support a variety of user experience~~ ~~opene setting choice to cause other related settings choices to be chosen at the same~~ ~~timization~~se.

9 This document is a White Paper. For a definition of a "White Paper", see:
10 <http://ftp.pwg.org/pub/pwg/general/pwg-process30.pdf>

11 This document is available electronically at:

12 <https://ftp.pwg.org/pub/pwg/ipp/whitepaper/tb-ipp-preset-20170609.odt>
13 <https://ftp.pwg.org/pub/pwg/ipp/whitepaper/tb-ipp-preset-20170418.odt>
14 <https://ftp.pwg.org/pub/pwg/ipp/whitepaper/tb-ipp-preset-20170609.pdf>
15 <https://ftp.pwg.org/pub/pwg/ipp/whitepaper/tb-ipp-preset-20170418.pdf>

16 Copyright © 2017 The Printer Working Group. All rights reserved.

17 Title: IPP Presets (*PRESET*)

18 The material contained herein is not a license, either expressed or implied, to any IPR
19 owned or controlled by any of the authors or developers of this material or the Printer



June 9, 2017
White Paper

The Printer Working Group

20 Working Group. The material contained herein is provided on an “AS IS” basis and to the
21 maximum extent permitted by applicable law, this material is provided AS IS AND WITH
22 ALL FAULTS, and the authors and developers of this material and the Printer Working
23 Group and its members hereby disclaim all warranties and conditions, either expressed,
24 implied or statutory, including, but not limited to, any (if any) implied warranties that the
25 use of the information herein will not infringe any rights or any implied warranties of
26 merchantability or fitness for a particular purpose.

27

Table of Contents

28 1 Introduction.....4

29 2 Terminology.....4

30 2.1 Protocol Roles Terminology.....4

31 2.2 Other Terms Used in This Document.....4

32 2.3 Acronyms and Organizations.....4

33 3 Rationale for IPP Presets.....5

34 3.1 Use Cases.....5

35 3.1.1 Explicit Preset Selection.....5

36 3.1.2 Implicit Preset Selection.....5

37 3.2 Exceptions.....6

38 3.3 Out of Scope.....6

39 3.4 Design Requirements.....6

40 4 Technical Solutions/Approaches.....6

41 4.1 “job-presets-supported” (1setOf collection).....6

42 4.2 “job-triggers-supported” (1setOf collection).....7

43 5 Internationalization Considerations.....7

44 6 Security Considerations.....7

45 7 References.....7

46 8 Authors' Addresses.....8

47 9 Change History.....9

48 9.1 June 9, 2017.....9

49 9.2 April 18, 2017.....9

50

List of Figures

51

List of Tables

52 1 Introduction

53 This whitepaper defines a system of new IPP attributes that allow a Printer to describe a
54 set of one or more “presets”, which are a set of job template attributes and attribute values
55 that are applied together as a group. Each preset set has a named label and may also
56 have an associated “trigger”, allowing the preset to be applied in response to some initial
57 user selection.

58 ~~This whitepaper introduces the notion of settings groups or “presets” to the IPP protocol~~
59 ~~and ecosystem.~~

60 Terminology

61 1.1 Protocol Roles Terminology

62 This document defines the following protocol roles in order to specify unambiguous
63 conformance requirements:

64 *Client*: Initiator of outgoing IPP session requests and sender of outgoing IPP operation
65 requests (Hypertext Transfer Protocol -- HTTP/1.1 [RFC7230] User Agent).

66 *Printer*: Listener for incoming IPP session requests and receiver of incoming IPP operation
67 requests (Hypertext Transfer Protocol -- HTTP/1.1 [RFC7230] Server) that represents one
68 or more Physical Devices or a Logical Device.

69 1.2 Other Terms Used in This Document

70 *User*: A person or automata using a Client to communicate with a Printer.

71 1.3 Acronyms and Organizations

72 *IANA*: Internet Assigned Numbers Authority, <http://www.iana.org/>

73 *IETF*: Internet Engineering Task Force, <http://www.ietf.org/>

74 *ISO*: International Organization for Standardization, <http://www.iso.org/>

75 *PWG*: Printer Working Group, <http://www.pwg.org/>

76 2 Rationale for IPP Presets

77 There are circumstances where a number of settings are chosen as a set to achieve some
78 common printing objective or workflow scenario. For example, the act of selecting a 4"x6"
79 media size implies the desire to print photos. If doing so could trigger the automatic
80 selection of an associated group of settings (change media type to glossy photo, setting
81 the print quality to 'best'), that could have a positive user experience benefit. Sometimes
82 these groups of settings are referred to as "presets".

83 Most vendor / model-specific drivers and driver system implement support for such
84 associations, but they do this by including logic in the driver itself. For driverless / omni-
85 driver systems such as IPP Everywhere, some settings collections could be constructed on
86 the Client system, but some could originate from the Printer. IPP needs to be extended to
87 provide attributes to convey these from the Printer to a Client to support Printer-originated
88 "presets", to support the use cases below.

89 There is currently no way for the Printer to supply explicit preset information to the Client.
90 Preset information can be configured by admin, operator, or vendor. A crude facility could
91 be provided using Validate-Job and the "job-preferred-attributes" in the response, but that
92 requires additional Client / Printer operations that are undesirable. This should be
93 manageable locally to the Client once the settings bundles have been provided to it by the
94 Printer.

95 It is desirable that individual settings changed by the application of a preset are still able to
96 be configurable by the User.

97 ~~There are cases where a particular settings choice chosen by the User logically should~~
98 ~~then lead to other choices being made as well. As a simple example, if the User changes~~
99 ~~the selected media size to 4"x6", that size is usually used with a particular photo media~~
100 ~~type, and also typically implies setting the print quality to 'best'. There is currently no~~
101 ~~mechanism in IPP to create associations between these related settings. This leaves the~~
102 ~~burden on the User to make all these changes, which visually may be in different panels in~~
103 ~~a print dialog.~~

104 Use Cases

105 Provide use cases for the document in subsections using the casual use case format.

106 2.1.1 **Explicit Preset Photo Media Selection**

107 Bert has found a good recipe for gazpacho on the Web, and wants to print the recipe to put
108 it into his recipe binder. He clicks on the "Print" button in the web page. When the print
109 dialog is presented, he selects the settings preset labeled "Recipe for binder" in his print
110 dialog, that selects "2 pages per sheet" and disables two-sided printing all at once. He
111 prints the recipe, cuts it to size, and puts it into his recipe binder.

112 | 2.1.2 Implicit Preset Selection

113 | Kelli is in the process of printing a photo. In the print dialog, she switches the selected
114 | media from A4 to 4"x6". The Printer has indicated that the 4"x6" media size is associated
115 | with a glossy photo media type, single-sided printing, and 'best' print quality. The Client
116 | updates the print dialog and the job ticket ~~automatically to include~~to reflect those changes.
117 | Kelli is pleased that these choices were made automatically by her system, saving her time
118 | and effort.

119 | 2.2 Exceptions

120 | There are no exceptions.

121 | ~~Provide exceptions for the use cases using the casual use case format.~~

122 | Out of Scope

123 | The following are considered out of scope for this document:

- 124 | 1. User presentation of these options
- 125 | 2. Changes to the core IPP specifications

126 | 2.3 Design Requirements

127 | The design requirements for this document are:

- 128 | 1. Define ~~new IPP attributes~~extensions to specify groups of attributes and IPP to
129 | allow a collection of attribute values ~~to be specified~~ that will be applied~~chosen~~ as
130 | a group when either a particular attribute value is chosen ~~as a "trigger", or as a~~
131 | named "preset group".
- 132 | 2. Support the specification of a "trigger" attribute value in the group, to support
133 | implicit group selection.
- 134 | 3. Support the specification of a "label" or "label key" in the group, to support
135 | explicit group selection via a name presented to the user, that might be
136 | localized.
- 137 | 4. ~~Define a container for those collections~~
- 138 | 5. Register all attributes and operations with IANA


139 | 3 Technical Solutions/Approaches

140 | This specification defines the following: an IPP attribute that creates an association
141 | between a set of Job Template attribute names and values (a "preset"); define ancillary
142 | member attributes to uniquely identify each preset set and allow a Client to support explicit
143 | named selection of a set; and also define a mechanism that a Client can use to cause an
144 | implicit selection of a preset set.

145 ~~This white paper defines the “preset-col” attribute, that specifies a group of attributes and~~
146 ~~attribute values with an associated label and “trigger”, whose match causes the group of~~
147 ~~attribute values to be applied. This is functionally similar to the “job-constraints-supported”~~
148 ~~and “job-resolvers-supported” attributes [PWG5100.13], but the latter attributes don't~~
149 ~~appear to meet all the needs of this application. The “job-constraints-supported” attribute~~
150 ~~lacks a named label, which could be added, but isn't really applicable to the “constraints/~~
151 ~~resolvers” system. Additionally, there is a risk that Clients that support IPP constraints~~
152 ~~might not support the use of IPP constraints in this “positive constraint” manner.~~

153 **4 Printer Description Attributes**

154 ~~“job-presets-supported-col” (1setOf collection)~~

155 ~~The “job-presets-supported” attribute provides a set of collections, where each collection~~
156 ~~consists of a “preset-key (keyword | name(MAX))” attribute and a group of attribute names~~
157 ~~and values.  be applied all at once by the Client. Each “preset-key” MUST be unique~~
158 ~~within a “job-presets-supported” attribute, so that a particular preset can be unambiguously~~
159 ~~referenced by that “preset-key”. A localized string label for “preset-key” suitable for User~~
160 ~~presentation SHOULD be made available by the Printer. A Client can acquire the label by~~
161 ~~using the value of “preset-key” as the lookup key in the strings catalog provided at the URL~~
162 ~~specified by “printer-strings-uri” [PWG5100.13].~~

163 ~~The attribute names and values MUST be supported by the Printer and be listed in its~~
164 ~~Printer Description attributes. The set of attribute values MUST NOT be in conflict with one~~
165 ~~another as described by a constraint in “job-constraints-supported”.~~

166 ~~A Printer MUST support the “job-presets-supported” attribute if it supports the “job-triggers-~~
167 ~~supported” attribute.~~

168 ~~The “preset-col” attribute is a collection attribute that specifies a group of attributes and/or~~
169 ~~attribute values to be declared. This group can have a label or name that may be localized~~
170 ~~for user presentation. The group can also specify a “trigger”, which is a single attribute and~~
171 ~~value. If a supporting Client detects that the User has selected this attribute value, that~~
172 ~~triggers the application of the other values to their corresponding attributes in the current~~
173 ~~job ticket.~~

174 ~~Error: Reference source not found lists the “preset-col” member attributes. The order of~~
175 ~~values supplied in the “finishings-col” attribute is not significant.~~


Member Attribute	Client Support	Printer Support
preset-label (name(MAX))		
preset-trigger (collection)		
preset-attribute-values (collection)		

Table 1: "preset-col" Member Attributes and support requirements

176 | 4.1.1 **~~"preset-label" (name(MAX))~~**

177 | ~~The "preset-label" member attribute provides a non-localized name for the "preset-col"~~
 178 | ~~collection. The value SHOULD be unique to allow Clients to localize them using the~~
 179 | ~~language-specific strings file referenced by the "printer-strings-uri" Printer attribute~~
 180 | ~~[PWG5100.13]. It SHOULD be descriptive so that it might be used without localization.~~


181 | 4.1.2 **~~"preset-trigger" (collection)~~**

182 | ~~The "preset-trigger" member attribute is an optional member attribute of "preset-col". The~~
 183 | ~~"preset-trigger" attribute is a collection that specifies the attribute name and value that can~~
 184 | ~~trigger the selection of this preset. Each collection consists of a "preset-trigger-name~~
 185 | ~~(name(MAX))" member attribute plus one Job Template attributes and its value that will~~
 186 | ~~cause the selection of this preset. The name specified by "preset-trigger-name" ~~
 187 | ~~localized using the value of "preset-trigger-name" as the key into the strings catalog~~
 188 | ~~provided at the URL specified by "printer-strings-uri" [PWG5100.13].~~

189 | 4.1.3 **~~"preset-attributes" (1setOf attribute)~~**

190 | ~~The "preset-attributes" member attribute is the set of attributes and values that MUST be~~
 191 | ~~set when this "preset-col" has been selected or its trigger has been matched.~~

192 | ~~"job-triggers-supportedpreset-col-set" (1setOf collection)~~

193 | ~~The "job-triggers-supported" attribute provides a set of collections, where each collection~~
 194 | ~~contains a "preset-key (keyword | name(MAX))" member attribute, along with an attribute~~
 195 | ~~name and value.  Client, upon detecting that that attribute has acquired that particular~~
 196 | ~~value, may respond by selecting the settings in the preset in "job-presets-supported" that~~
 197 | ~~has the matching "preset-key" value.~~

198 | ~~A Printer MAY support the "job-triggers-supported" attribute if it supports the "job-presets-~~
 199 | ~~supported" attribute. ~~

200 | ~~The "preset-col-set" attribute is a container for conveying the set of "preset-col" collections~~
 201 | ~~recommended by the Printer.~~

202 | Internationalization Considerations

203 For interoperability and basic support for multiple languages, implementations use the
204 Universal Character Set (UCS) Transformation Format -- 8 bit (UTF-8) [RFC3629]
205 encoding of Unicode [UNICODE] [ISO10646] and the Unicode Format for Network
206 Interchange [RFC5198].

207 **5 Security Considerations**

208 ~~There are no Provide~~ security considerations ~~specific tofor~~ this ~~system other than those~~
209 ~~already defined in IPP/1.1 [RFC8011] and IPP/2.0[PWG5100.12]document.~~

210 **6 References**

- 211 [ISO10646] "Information technology -- Universal Coded Character Set (UCS)",
212 ISO/IEC 10646:2011
- 213 [PWG5100.12] R. Bergman, H. Lewis, I. McDonald, M. Sweet, "IPP/2.0 Second
214 Edition", PWG 5100.12-2011, February 2011,
215 <http://ftp.pwg.org/pub/pwg/candidates/cs-ipp20-20110214-5100.12.pdf>
- 216 [PWG5100.13] M. Sweet, I. McDonald, P. Zehler, "IPP: Job and Printer Extensions -
217 Set 3 (JPS3)", PWG 5100.13-2012, July 2012,
218 [http://ftp.pwg.org/pub/pwg/candidates/cs-ippjobprinterext3v10-
219 20120727-5100.13.pdf](http://ftp.pwg.org/pub/pwg/candidates/cs-ippjobprinterext3v10-20120727-5100.13.pdf)
- 220 [PWG5100.19] S. Kennedy, "IPP Implementor's Guide v2.0", PWG 5100.19-2015,
221 August 2015, [http://ftp.pwg.org/pub/pwg/candidates/cs-ippig20-
222 20150821-5100.19.pdf](http://ftp.pwg.org/pub/pwg/candidates/cs-ippig20-20150821-5100.19.pdf)
- 223 [RFC2817] R. Khare, S. Lawrence, "Upgrading to TLS Within HTTP/1.1", RFC
224 2817, May 2000, <https://www.ietf.org/rfc/rfc2817.txt>
- 225 [RFC3629] F. Yergeau, "UTF-8, a transformation format of ISO 10646", RFC
226 3629, November 2003, <https://www.ietf.org/rfc/rfc3629.txt>
- 227 [RFC5198] J. Klensin, M. Padlipsky, "Unicode Format for Network Interchange",
228 RFC 5198, March 2008, <https://www.ietf.org/rfc/rfc5198.txt>
- 229 [RFC7230] R. Fielding, J. Reschke, "Hypertext Transfer Protocol (HTTP/1.1):
230 Message Syntax and Routing", RFC 7230, June 2014,
231 <http://www.ietf.org/rfc/rfc7230.txt>
- 232 [RFC8010] M. Sweet, I. McDonald, "Internet Printing Protocol/1.1: Encoding and
233 Transport", RFC 8010, January 2017,
234 <https://www.ietf.org/rfc/rfc8010.txt>

235 [RFC8011] M. Sweet, I. McDonald, “Internet Printing Protocol/1.1: Model and
236 Semantics”, RFC 8011, January 2017,
237 <https://www.ietf.org/rfc/rfc8011.txt>

238 [UNICODE] The Unicode Consortium, “The Unicode Standard, Version 6.2.0”,
239 ISBN 978-1-936213-07-8, September 2012,
240 <http://www.unicode.org/versions/Unicode6.2.0/>

241 **7 Authors' Addresses**

242 Primary authors (using Address style):

243 Smith Kennedy
244 11311 Chinden Blvd.
245 Boise, Idaho 83714
246 smith.kennedy@hp.com

247 The authors would also like to thank the following individuals for their contributions to this
248 standard:

249 [Ira McDonald – High North](#)
250 [Mike Sweet – Apple Inc.](#)
251 [Turanga Leela – Planet Express](#)
252 [Zapp Brannigan – Democratic Order of Planets](#)
253 [Change History](#)

254 **7.1 [June 9, 2017](#)**

255 [Updated and refactored following May 11 IPP WG teleconference](#)

- 256 • [Expanded use case descriptions](#)
- 257 • [Refactored IPP attribute definitions](#)

258 **7.2 April 18, 2017**

259 Initial revision.