



Project of the PWG-IPP Working Group

1
2
3
4
5
6
7
8
9
10
11
12
13
14
15
16
17
18
19
20
21
22
23
24
25
26
27
28
29
30
31
32
33

Internet Printing Protocol (IPP): Production Printing Attributes – Set1

Draft D0.8
October 26, 2000

ftp://ftp.pwg.org/pub/pwg/ipp/new_PPE/pwg-ipp-prod-print-set1-001026.doc, .rtf, .pdf

Abstract

This document specifies an extension to the Internet Printing Protocol/1.0 (IPP) [RFC2565, RFC2566] and IPP/1.1 [RFC2910, RFC2911]. This extension consists primarily of Job Template attributes defined for submitting print jobs primarily (but not limited to) to production printers. These attributes permit a user to control and/or override instructions in the document content to perform the following functions: print on document covers, control the positioning of stapling, force pages to the front side of the media, insert sheets into the document, provide an accounting id, provide an accounting user id, request accounting sheets, provide job sheet messages, request error sheets, provide a message to the operator, control the media used for job sheets, request media by characteristic (size, weight, etc.), request to check the media characteristics in an input tray, specify the presentation direction of page images on impressions, and shift the impression image.

This extension also defines the "current-page-order" Job Description attribute, the "user-defined-values-supported" and "max-stitching-locations-supported" Printer Description attributes, and the 'resources-are-not-supported' value for the "job-state-reasons" Job Description attribute. Some additional "media" keyword values are defined for use with the "media" and "media-col" Job Template attribute.

This document is a draft of an IEEE-ISTO PWG Proposed Standard and is in full conformance with all provisions of the PWG Process (see <http://www.pwg.org/chair/pwg-process-990825.pdf>). PWG Proposed Standards are working documents of the IEEE-ISTO PWG and its working groups. The list of current PWG projects and drafts can be obtained at <http://www.pwg.org>

34
35
36
37
38
39
40
41
42
43
44
45
46
47
48
49
50
51
52
53
54
55
56
57
58
59
60
61
62
63
64
65
66
67
68
69
70
71
72
73
74
75

Copyright (C) 2000, IEEE Industry Standards and Technology Organization. All rights reserved.

This document may be copied and furnished to others, and derivative works that comment on, or otherwise explain it or assist in its implementation may be prepared, copied, published and distributed, in whole or in part, without restriction of any kind, provided that the above copyright notice, this paragraph and the title of the Document as referenced below are included on all such copies and derivative works. However, this document itself may not be modified in any way, such as by removing the copyright notice or references to the IEEE-ISTO and the Printer Working Group, a program of the IEEE-ISTO.

Title: Internet Printing Protocol (IPP): Production Printing Attributes - Set1

The IEEE-ISTO and the Printer Working Group DISCLAIM ANY AND ALL WARRANTIES, WHETHER EXPRESS OR IMPLIED INCLUDING (WITHOUT LIMITATION) ANY IMPLIED WARRANTIES OF MERCHANTABILITY OR FITNESS FOR A PARTICULAR PURPOSE.

The Printer Working Group, a program of the IEEE-ISTO, reserves the right to make changes to the document without further notice. The document may be updated, replaced or made obsolete by other documents at any time.

The IEEE-ISTO takes no position regarding the validity or scope of any intellectual property or other rights that might be claimed to pertain to the implementation or use of the technology described in this document or the extent to which any license under such rights might or might not be available; neither does it represent that it has made any effort to identify any such rights.

The IEEE-ISTO invites any interested party to bring to its attention any copyrights, patents, or patent applications, or other proprietary rights which may cover technology that may be required to implement the contents of this document. The IEEE-ISTO and its programs shall not be responsible for identifying patents for which a license may be required by a document and/or IEEE-ISTO Industry Group Standard or for conducting inquiries into the legal validity or scope of those patents that are brought to its attention. Inquiries may be submitted to the IEEE-ISTO by e-mail at:

ieee-isto@ieee.org.

The Printer Working Group acknowledges that the IEEE-ISTO (acting itself or through its designees) is, and shall at all times, be the sole entity that may authorize the use of certification marks, trademarks, or other special designations to indicate compliance with these materials.

Use of this document is wholly voluntary. The existence of this document does not imply that there are no other ways to produce, test, measure, purchase, market, or provide other goods and services related to its scope.

Table of Contents

| | | | |
|-----|---|-----------|--|
| 75 | Table of Contents | | |
| 76 | | | |
| 77 | 1. Introduction..... | 8 | |
| 78 | 2. Terminology | 8 | |
| 79 | 2.1 Conformance Terminology | 8 | |
| 80 | 2.2 Other terminology | 9 | |
| 81 | 2.3 Coordinate System | 9 | |
| 82 | 2.4 Enumeration and Ordering of print-stream pages..... | 10 | |
| 83 | 2.5 Collection Attributes | 11 | |
| 84 | 2.6 Definition of 'none' values | 11 | |
| 85 | 3. Job Template Attributes..... | 12 | |
| 86 | 3.1 cover-front (collection) and cover-back (collection) | 13 | |
| 87 | 3.1.1 media (type3 keyword name(MAX)) or media-col (collection) | 14 | |
| 88 | 3.1.2 cover-type (type2 keyword) | 15 | |
| 89 | 3.1.3 cover-front-default (collection) and cover-back-default (collection)..... | 16 | |
| 90 | 3.1.4 cover-front-supported (1setOf type2 keyword), cover-back-supported (1setOf type2 keyword).... | 17 | |
| 91 | 3.2 finishings-col (collection) - augments IPP "finishings" | 17 | |
| 92 | 3.2.1 finishing-template (name(MAX)) | 18 | |
| 93 | 3.2.2 stitching (collection) | 19 | |
| 94 | 3.2.3 finishings-col-default (collection)..... | 22 | |
| 95 | 3.2.4 finishings-col-ready (1setOf collection) | 22 | |
| 96 | 3.2.5 finishings-col-supported (1setOf type2 keyword) | 22 | |
| 97 | 3.3 force-front-side (1setOf integer(1:MAX))..... | 23 | |
| 98 | 3.4 insert-sheet (1setOf collection) | 23 | |
| 99 | 3.4.1 insert-after-page-number (integer(0:MAX))..... | 23 | |
| 100 | 3.4.2 insert-count (integer(0:MAX))..... | 24 | |
| 101 | 3.4.3 media (type3 keyword name(MAX)) or media-col (collection) | 24 | |
| 102 | 3.4.4 insert-sheet-default (1setOf collection) | 25 | |
| 103 | 3.4.5 insert-sheet-supported (1setOf type2 keyword) | 25 | |
| 104 | 3.5 job-account-id (name(MAX))..... | 25 | |
| 105 | 3.6 job-accounting-user-id (name(MAX))..... | 25 | |
| 106 | 3.7 job-accounting-sheets (collection) | 26 | |
| 107 | 3.7.1 job-accounting-sheets-type (type3 keyword name(MAX))..... | 26 | |

108 3.7.2 media (type3 keyword | name(MAX)) or media-col (collection)27

109 3.7.3 job-accounting-output-bin (type3 keyword | name(MAX)).....27

110 3.7.4 job-accounting-sheets-default (collection).....28

111 3.7.5 job-accounting-sheets-supported (1setOf type2 keyword)28

112 3.8 job-error-sheet (collection)28

113 3.8.1 job-error-sheet-type (type3 keyword | name(MAX))29

114 3.8.2 job-error-sheet-when (type2 keyword).....29

115 3.8.3 media (type3 keyword | name(MAX)) or media-col (collection)30

116 3.8.4 job-error-sheet-default (collection)30

117 3.8.5 job-error-sheet-supported (1setOf type2 keyword)30

118 3.9 job-message-to-operator (text(MAX)).....31

119 3.10 job-sheets-col (collection) - augments IPP "job-sheets" attribute31

120 3.10.1 job-sheets (type3 keyword | name(MAX)).....31

121 3.10.2 media (type3 keyword | name(MAX)) or media-col (collection)32

122 3.10.3 job-sheets-col-default (collection)32

123 3.10.4 job-sheets-col-supported (1setOf type2 keyword).....33

124 3.11 job-sheet-message (text(MAX))33

125 3.12 media-col (collection) - augments IPP "media"33

126 3.12.1 media-key (type3 keyword | name(MAX))35

127 3.12.2 media-type (type3 keyword | name(MAX))36

128 3.12.3 media-info (text(255)).....38

129 3.12.4 media-color (type3 keyword | name(MAX))38

130 3.12.5 media-pre-printed (type3 keyword | name(MAX)).....39

131 3.12.6 media-hole-count (integer(0:MAX)).....40

132 3.12.7 media-order-count (integer(1:MAX)).....40

133 3.12.8 media-size (collection)40

134 3.12.9 media-weight-metric (integer(0:MAX))42

135 3.12.10 media-front-coating (type3 keyword | name(MAX)) and media-back-coating (type3 keyword |

136 name(MAX)).....42

137 3.12.11 media-recycled (type3 keyword | name(MAX))42

138 3.12.12 media-default (type3 keyword | name(MAX)) and media-col-default (collection)43

139 3.12.13 media-ready (1setOf (type3 keyword | name(MAX))) and media-col-ready (1setOf collection)43

140 3.12.14 media-col-supported (1setOf type2 keyword).....43

141 3.13 media-input-tray-check (type3 keyword | name(MAX))44

142 3.14 page-delivery (type2 keyword)44

143 3.14.1 Interaction with the "page-order-received" attribute45

144 3.15 page-order-received (type2 keyword).....46

145 3.16 presentation-direction (type2 keyword)46

146 3.17 separator-sheets (collection).....49

147 3.17.1 separator-sheet-type (type3 keyword | name(MAX)).....50

148 3.17.2 media (type3 keyword | name(MAX)) or media-col (collection)51

149 3.17.3 separator-sheets-default (collection).....51

150 3.17.4 separator-sheets-supported (1setOf type2 keyword).....51

151 3.18 Impression Image Shifting Attributes.....52

152 3.18.1 x-image-position (type2 keyword)52

153 3.18.2 x-image-shift (integer(MIN:MAX)).....54

154 3.18.3 x-side1-image-shift (integer(MIN:MAX)).....54

155 3.18.4 x-side2-image-shift (integer(MIN:MAX)).....54

156 3.18.5 y-image-position (type2 keyword)55

157 3.18.6 y-image-shift (integer(MIN:MAX)).....55

158 3.18.7 y-side1-image-shift (integer(MIN:MAX)).....55

159 3.18.8 y-side2-image-shift (integer(MIN:MAX)).....56

160 3.19 Usage in Document-Overrides and Page-Overrides.....56

161 **4. Job Description Attributes58**

162 4.1 current-page-order (type2 keyword).....58

163 **5. Printer Description Attributes.....58**

164 5.1 user-defined-values-supported (1setOf type2 keyword)58

165 5.2 max-stitching-locations-supported (integer(1:MAX))60

166 5.3 finishings-ready (1setOf type2 enum).....60

167 **6. Additional Values for Existing Attributes.....60**

168 6.1 Additional values for the "job-state-reasons" Job attribute.....60

169 6.2 Additional values for the IPP "job-sheets" Job Template Attribute.....61

170 6.3 Additional values for the IPP "media" Job Template and "media-key" member attributes.....61

171 **7. Conformance Requirements.....63**

172 7.1 Conformance Requirements for Printer objects.....63

173 7.2 Conformance Requirements for clients.....64

174 **8. IANA Considerations64**

175 **9. Internationalization Considerations64**

176 **10. Security Considerations.....64**

177 **11. References65**

178 **12. Author's Addresses.....66**

179 **13. Appendix A: Change History67**

180 13.1 Changes to the June 5, 2000 to create the October 26, 2000 version.....67

181 13.2 Changes to the May 9, 2000 to create the June 5, 2000 version.....68

182 13.3 Changes to the April 26, 2000 to create the May 9, 2000 version.....69

183 13.4 Changes to the April 11, 2000 to create the April 26, 2000 version69

184 13.5 Changes to the February 7, 2000 to create the April 11, 2000 version.....70

185 13.6 Changes to the January 30, 2000 to create the February 7, 2000 version.....72

186 13.7 Changes to the January 28, 2000 to create the January 30, 2000 version73

187 13.8 Changes to create the January 28, 2000 version73

188 **14. Appendix B: Summary of other IPP documents74**

189 **15. Appendix C: Description of the IEEE Industry Standards and Technology (ISTO)75**

190 **16. Appendix D: Description of the IEEE-ISTO PWG75**

191

192

Table of Tables

193

194 Table 1 - Summary of Job Template Attributes.....12

195 Table 2 - "cover-front" and "cover-back" member attributes14

196 Table 3 - The "finishings-col" member attributes.....18

197 Table 4 - The "stitching" member attributes19

198 Table 5 - The "finishings-col-ready" member attributes.....22

199 Table 6 - "insert-sheet" member attributes.....23

200 Table 7 - "job-accounting-sheets" member attributes.....26

201 Table 8 - "job-error-sheet" member attributes.....29

202 Table 9 - "job-sheets-col" member attributes31

203 Table 10 - "media-col" member attributes.....35

204 Table 11 - "media-size" member attributes.....40

205 Table 12 - "media-size-supported" member attributes41

206 Table 13 - Standard Values for the “presentation direction” Attribute48
207 Table 14 - "separator-sheets" member attributes.....49
208 Table 15 - Job Template Attribute Override Semantics.....56
209 Table 16 - Document and Page Override Semantics by Attribute57
210 Table 17 - Additional values for the "job-sheets" Job Template attribute.....61

211

Table of Figures

212

213

214 Figure 1 - General Finishing Coordinate System.....18

215

216

216

217 1. Introduction

218

219 This document specifies an extension to the Internet Printing Protocol/1.0 (IPP) [RFC2565, RFC2566] and
220 IPP/1.1 [RFC2910, RFC2911]. This extension consists primarily of OPTIONAL Job Template attributes defined
221 for submitting print jobs primarily (but not limited to) to production printers. These attributes permit a user to
222 control and/or override instructions in the document content to perform the following functions: print on document
223 covers, control the positioning of stapling, force pages to the front side of the media, insert sheets into the
224 document, provide an accounting id, provide an accounting user id, request accounting sheets, provide job sheet
225 messages, request error sheets, provide a message to the operator, control the media used for job sheets, request
226 media by characteristic (size, weight, etc.), request to check the media characteristics in an input tray, specify the
227 presentation direction of page images on impressions, and shift the impression image. All of these Job Template
228 attributes are OPTIONAL for a Printer to support. However, some of these Job Template attributes do require
229 other Job Template attributes in this document to be supported. See the Conformance section (section 7.1).

230

231 This extension document also defines the "current-page-order" Job Description attribute, the "user-defined-values-
232 supported" and "max-stitching-locations-supported" Printer Description attributes, and the 'resources-are-not-
233 supported' value for the "job-state-reasons" Job Description attribute.

234

235 Some additional "media" keyword values are defined for use with the "media" and "media-col" Job Template
236 attribute.

237

238 Many of these functions MAY be specified in a document format (PDL). In such cases, the user MAY request
239 that the application include these instructions as part of the document data when the document is generated, rather
240 than in the IPP protocol at print time. However, some applications are unable to support some of the functions.
241 Also some of these functions are not supported in some PDLs. Finally, in a production environment, the document
242 may be generated separately from being printed, in which case the end user or the production printer operator
243 supplies the instructions at print time, long after the document had been created.

244

245

246 2. Terminology

247

248 This section defines the following additional terms that are used throughout this document.

249

250 2.1 Conformance Terminology

251

252 Capitalized terms, such as **MUST**, **MUST NOT**, **REQUIRED**, **SHOULD**, **SHOULD NOT**, **MAY**, **NEED**
253 **NOT**, and **OPTIONAL**, have special meaning relating to conformance to this specification. These terms are
254 defined in [RFC2911 section 13.1 on conformance terminology, most of which is taken from RFC 2119
255 [RFC2119]. Since support of this entire IPP extension specification is OPTIONAL for conformance to IPP/1.0
256 ([RFC2566], [RFC2565]) or IPP/1.1 ([RFC2911], [RFC2910]), the terms **MUST**, **MUST NOT**, **REQUIRED**,

257 SHOULD, SHOULD NOT, MAY, NEED NOT, and OPTIONAL apply *if and only if the extension*
 258 *specification in this document is implemented*. Thus a feature labeled as REQUIRED in this document is not
 259 REQUIRED if implementing the basic IPP/1.1 protocol defined by [RFC2911] and [RFC2910].

260 2.2 Other terminology

261

| | |
|-------------------------|---|
| collection | An attribute syntax consisting of a set of attributes. Such a collection attribute has a value that is a set of attributes, similar to a Java Map or a PostScript dictionary. See [ipp-coll]. |
| document data | The data that represent an "original document" supplied with a Job Creation request. Typically Document Data is in the form of a PDL. |
| Input-Document | The sequence of input pages that the client sends as document data to the IPP Printer (see [ipp-override]). |
| Insert-Sheet | A media sheet that the Printer inserts into an Output-Document, on which no Input-Pages are imaged. |
| Job Creation operation | An operation that creates a Job, i.e., Create-Job, Print-Job, and Print-URI, but not Validate-Job. If Validate-Job is intended as well, then it is explicitly mentioned. |
| original document | The document composed by a user that is eventually submitted in the form of Document Data as part of a Job Creation request. |
| original document order | The orders of the pages, typically reading order, as defined in the Original Document. |
| Output-Document | The sequence of output pages that the Printer renders onto output media (see [ipp-override]). |
| print-stream pages | The sequence of pages according to the definition of pages in the language used to express the document data defined relative to the Input Document. |
| rendered output | Media sheets that are delivered as part of the output of a print request, typically containing impressions. |
| set | The sheets of either (1) one copy of an output document copy with collated sheets or (2) all the copies of a single sheet for uncollated sheets. See description in section 3.17.1. |

262

263 2.3 Coordinate System

264

265 Some of the attribute extensions proposed in this document refer to specific edges of a sheet of printed media.
 266 Specifying that a staple be placed in the upper left corner of a printed document is an example. To resolve
 267 ambiguity the following coordinate system is used throughout this document:

268

269 The specified edge is always with respect to the document as if the document were a portrait document. If the
 270 document is actually a landscape or a reverse-landscape document, the client (which may include a user) supplies
 271 the appropriate transformed value. For example, to position a staple in the upper left hand corner of a landscape
 272 document when held for reading, the client supplies the 'staple-bottom-left' value (since landscape is defined as a

273 +90 degree rotation from portrait, i.e., anti-clockwise). On the other hand, to position a staple in the upper left
274 hand corner of a reverse-landscape document when held for reading, the client supplies the 'staple-top-right' value
275 (since reverse-landscape is defined as a -90 degree rotation from portrait, i.e., clockwise).

276

277 The x-axis is defined to be along the bottom edge, with positive values extending in the direction of the right edge.

278

279 The y-axis is defined to be along the left edge, with positive values extending toward the top edge.

280

281 The origin (0,0) is the bottom-left corner.

282

283 **2.4 Enumeration and Ordering of print-stream pages**

284

285 A *print-stream page* is a page according to the definition of pages in the language used to express the document
286 data" (see section of 13.2.4 of the IPP Model and Semantics Document). The *document data* included in an IPP
287 request is typically a PDL representation of a document composed by a user. For the remainder of this description
288 we will use the term document data to mean the typical PDL representation sent with an IPP request (e.g., a
289 PostScript File), and the term *original document* to mean the document composed by the user (e.g., a Word97
290 document). The print-stream page numbering is with respect to the Input-Document, not the Output-Document
291 (see [ipp-override]). Furthermore, the page numbers are ordinal numbers starting at 1 and are independent of the
292 page numbers that may be printed on the pages.

293

294 The order of the print-stream pages in the document data is either the same as the order of the original document,
295 known as 1-N (read "one to N"), or the reverse of that order, known as N-1. There are no assumptions on the
296 order of the original document, other than it is ordered.

297

298 The enumeration of print-stream pages begins with 1 and increments by 1 for each additional print-stream page.
299 The enumeration is based on the order of the original document, not the document data supplied with the IPP
300 request. In other words, if the document data is supplied in N-1 order (reverse of the original document order),
301 then print-stream page number '1' in the enumeration is actually the Nth print-stream page defined in the document
302 data (see the "page-order-received" attribute in section 3.15). Similarly, print-stream page number '2' is defined
303 by the (N-1)th print-stream page defined in the document data. Suppose the document data is supplied in the 1-
304 N order (same as the original document order), then print-stream page number '1' in the enumeration is the 1st
305 print-stream page defined in the document data. Similarly, print-stream page number '2' is defined by the 2nd
306 print-stream page defined in the document data. The enumeration of print-stream pages is only relevant when
307 applying attributes or operations that act on a page, or range of page basis (e.g., the "insert-sheet" attribute in
308 section 3.4).

309

310 The enumeration of print-stream pages is affected by the "multiple-document-handling" attribute. When the
311 "multiple-document-handling" attribute is 'single-document' or 'single-document-new-sheet,' the enumeration is
312 based on the concatenation of all the print-stream pages in the job. In the case of 'separate-documents-collated-
313 copies' and 'separate-documents-uncollated-copies,' the enumeration of print-stream pages applies to each
314 document. For example, for a job with eight documents, referring to print-stream page number '1' actually refers to

315 print-stream page number '1' in each of the eight documents included with the job.

316

317 The enumeration of print-stream pages is NOT affected by the "page-ranges" Job Template attribute, if supplied.
318 The "page-ranges" attribute merely affects which Input-Document pages are actually printed. For example, if an
319 insert sheet is to be inserted after print-stream page number is 5 of a 10-page document, the insert page will be
320 inserted after page 5 with respect to the Input-Document as long as page 5 is included in the "page-ranges"
321 attribute. If the "page-ranges" attribute does not include Input-Document page 5, then the insert sheet will not be
322 inserted. Thus a user can supply the "page-ranges" attribute without having to change any other attributes in order
323 to print a part of a document.

324

325 **2.5 Collection Attributes**

326

327 An attribute of type 'collection' has a value that is a set of attributes, called *member* attributes. The definition for
328 each member attribute is specified as a sub-section of the collection attribute definition. Each member attribute
329 MAY in turn be single-valued or multi-valued. The Printer validates and processes each member attribute of a Job
330 Template collection attribute in the same way that it validates and processes Job Template attributes. The
331 collection merely serves as a container for the member attributes. In other words, the 'collection' attribute type
332 serves the same purpose as the 'map' data type in the Java programming language and the dictionary mechanism in
333 PostScript. See [ipp-coll] for a complete definition and encoding of the 'collection' attribute syntax with examples.

334

335 **2.6 Definition of 'none' values**

336

337 For most Job Template attributes, the client needs a way to indicate that the Printer MUST NOT perform the
338 feature associated with the attribute, including not performing the default action indicated by the Printer's "xxx-
339 default" attribute. If the client omits the "xxx" Job Template attribute, a corresponding value is used from the PDL
340 data, if present. Otherwise, the Printer's "xxx-default" attribute value is used.

341

342 For each attribute definition, the representation of none is specified or is explicitly disallowed. For string attribute
343 syntax types, such as 'text', 'name', 'uri', 'uriScheme', 'charset', 'naturalLanguage', 'mimeType', and
344 'octetString', the client supplies a zero-length value to indicate an explicit none. For 'enum', 'keyword', or 'keyword
345 | name' a specific 'none' enum or keyword value is defined. For 'integer' or 'rangeOfInteger' values, a particular
346 distinguished value, such as 0 or -1 is defined to mean none. The client can supply the defined none value in order
347 to override a Printer's "xxx-default" value. The Printer MUST return the 'no-value' out-of-band value for Printer
348 Description attributes that have 'dateTime' or 'integer' time values that do not yet have a value (see [RFC2911]
349 sections 4.3.14 and 4.4.30).

350

351 Similarly, for the corresponding Printer's "xxx-default", the Printer MUST use the same none value to indicate that
352 there is no default value that will be applied. Thus the defined values for the "xxx-default" attribute are the same as
353 those that a client can supply, including the none case. Consequently, no special mention is made of the none case
354 in each "xxx-default" attribute definition. However, a Printer implementation MUST support the defined none value
355 for each Job Template attribute in job submission, as a value of the "xxx-default" Printer attribute, and as one of the
356 values of the "xxx-supported" Printer attribute, if the Printer supports the "xxx" Job Template attribute. Also the

357 administrator SHOULD be able to remove the 'none' value from the list of supported values if the site policy is to
 358 disallow the none case. See [ipp-set-ops] for means to set the values of the "xxx-supported" and "xxx-default"
 359 Printer attributes using the Set-Printer-Attributes operation.

360
 361 There are a few Job Template attributes for which there is no none value defined, because of the inherent nature of
 362 the semantics associated with the attribute the Printer always supplies some value. Examples of such attributes (see
 363 [RFC2911]) are: "media" (type3 keyword | name) and "sides" (keyword). There is no 'none' keyword value
 364 defined for use with the media and a zero-length string will not match any supported values. Similarly, there is no
 365 'none' keyword value defined for the "sides" attribute. All jobs that print use some media instance and either print
 366 on one side or on both sides. Thus this kind of attribute does not have a defined none value. Because some
 367 attributes do not have none values defined, while most do, the definition document MUST specify the distinguished
 368 none value in each attribute definition or explicitly state that there is no distinguished none value.

370 3. Job Template Attributes

371
 372 This section defines Job Template Attribute extensions for production printing. Table 1 summarizes the Job and
 373 Printer Job Template attributes.

374 **Table 1 - Summary of Job Template Attributes**

| Job Attribute | Printer: Default Value Attribute | Printer: Supported Values Attribute |
|--|--|---|
| cover-back (collection) | cover-back-default (collection) | cover-back-supported (1setOf type2 keyword) |
| cover-front (collection) | cover-front-default (collection) | cover-front-supported (1setOf type2 keyword) |
| finishings-col (collection) | finishings-col-default (collection) | finishings-col-supported (1setOf type2 keyword) finishings-col-ready (1setOf collection) |
| force-front-side (1setOf integer(1:MAX)) | force-front-side-default (1setOf integer(1:MAX)) | force-front-side-supported (rangeOfInteger(1:MAX)) |
| insert-sheet (collection) | insert-sheet-default (collection) | insert-sheet-supported (1setOf type2 keyword) |
| job-account-id (name(MAX)) | job-account-id-default (name(MAX)) | job-account-id-supported (boolean) |
| job-accounting-user-id (name(MAX)) | job-accounting-user-id-default (name(MAX)) | job-accounting-user-id-supported (boolean) |
| job-accounting-sheets (collection) | job-accounting-sheets-default (collection) | job-accounting-sheets-supported (1setOf type2 keyword) |
| job-error-sheet (collection) | job-error-sheet-default (collection) | job-error-sheet-supported (1setOf type2 keyword) |
| job-message-to-operator (text(MAX)) | job-message-to-operator-default (text(MAX)) | job-message-to-operator-supported (boolean) |

| | | |
|--|---|--|
| job-sheets-col (collection) | job-sheets-col-default (collection) | job-sheets-col-supported (1setOf type2 keyword) |
| job-sheet-message (text(MAX)) | job-sheet-message-default (text(MAX)) | job-sheet-message-supported (boolean) |
| media-col (collection) | media-col-default (collection) | media-col-supported (1setOf type2 keyword) media-col-ready (1setOf collection) |
| media-input-tray-check (type3 keyword name(MAX)) | media-input-tray-check-default (type3 keyword name(MAX)) | media-input-tray-check-supported (1setOf (type3 keyword name(MAX))) |
| page-delivery (type2 keyword) | page-delivery-default (type2 keyword) | page-delivery-supported (1setOf type2 keyword) |
| page-order-received (type2 keyword) | page-order-received-default (type2 keyword) | page-order-received-supported (1setOf type2 keyword) |
| presentation-direction (type2 keyword) | presentation-direction-default (type2 keyword) | presentation-direction-supported (1setOf type2 keyword) |
| separator-sheets (collection) | separator-sheets-default (collection) | separator-sheets-supported (1setOf type2 keyword) |
| x-image-position (type2 keyword) | x-image-position-default (type2 keyword) | x-image-position-supported (1setOf type2 keyword) |
| x-image-shift (integer (MIN:MAX)) | x-image-shift-default (integer (MIN:MAX)) | x-image-shift-supported (rangeOfInteger (MIN:MAX)) |
| x-side1-image-shift (integer (MIN:MAX)) | x-side1-image-shift-default (integer (MIN:MAX)) | x-side1-image-shift-supported (rangeOfInteger (MIN:MAX)) |
| x-side2-image-shift (integer (MIN:MAX)) | x-side2-image-shift-default (integer (MIN:MAX)) | x-side2-image-shift-supported (rangeOfInteger (MIN:MAX)) |
| y-image-position (type2 keyword) | y-image-position-default (type2 keyword) | y-image-position-supported (1setOf type2 keyword) |
| y-image-shift (integer (MIN:MAX)) | y-image-shift-default (integer (MIN:MAX)) | y-image-shift-supported (rangeOfInteger (MIN:MAX)) |
| y-side1-image-shift (integer (MIN:MAX)) | y-side1-image-shift-default (integer (MIN:MAX)) | y-side1-image-shift-supported (rangeOfInteger (MIN:MAX)) |
| y-side2-image-shift (integer (MIN:MAX)) | y-side2-image-shift-default (integer (MIN:MAX)) | y-side2-image-shift-supported (rangeOfInteger (MIN:MAX)) |

375

376

377 3.1 cover-front (collection) and cover-back (collection)

378

379 These two attributes specify how covers are to be applied to each copy of each printed document within a job.
 380 Presence of the "cover-front" attribute indicates that a front cover is requested, and similarly, the presence of the
 381 "cover-back" attribute indicates that a back cover is requested. Each of the "cover-front" and "cover-back"

382 attributes includes where printing should be applied on the cover (if any), and what media should be used for the
 383 cover.

384
 385 Both the "cover-front" and "cover-back" attributes are affected by the "multiple-document-handling" attribute. In
 386 the case of the 'single-document' and 'single-document-new-sheet' values, the covers **MUST** be applied to each
 387 copy of the composite (single) document. When the value is either 'separate-documents-collated-copies' or
 388 'separate-documents-uncollated-copies', then the covers **MUST** be applied to each document copy individually.

389
 390 The sheets in the rendered output that represent the covers are treated like any other sheet in the document copy.
 391 For example, if the "finishings" attribute (see [RFC2911] section 4.2.6) has a value of 'staple,' then the staple would
 392 bind the covers, along with all of the other sheets in the output.

393
 394 A client **SHOULD** use this attribute rather than the "page-overrides" attribute with the "media" attribute overridden
 395 for the first and last page of each Output-Document. A Printer **MAY** perform some special function with covers
 396 that it wouldn't perform for "page-overrides".

397
 398 Both the "cover-front" and "cover-back" attributes are defined by the following collection:
 399

400 **Table 2 - "cover-front" and "cover-back" member attributes**

| Attribute name | attribute syntax | request | Printer Support |
|----------------|---------------------------|--|-----------------|
| media | type3 keyword name(MAX) | MAY be neither or one of, but NOT both | MUST |
| media-col | collection | | MAY |
| cover-type | type2 keyword | MUST | MUST |

401
 402 **3.1.1 media (type3 keyword | name(MAX)) or media-col (collection)**
 403

404 Either the "media" (defined in [RFC2911] section 4.2.11) or the "media-col" member attribute is used to
 405 indicate what media that the Printer **MUST** use for the specified cover. The member attributes are the
 406 same as those for the "media-col" attribute shown in Table 10.

407
 408 If the client omits both the "media" and the "media-col" member attributes, then the media currently being
 409 used by the Printer object for the document copy **SHOULD** also be used for the cover. The client **MUST**
 410 **NOT** supply both the "media" and the "media-col" member attributes. If the client supplies such a mal-
 411 formed request by supplying both, the Printer **MUST** either (1) reject the request and return the 'client-
 412 error-bad-request' status code (see [RFC2911] section 13.1.4.1) or (2) use either the "media" or the
 413 "media-col" member attribute, independent of the value of the "ipp-attribute-fidelity" attribute supplied by
 414 the client.

415
 416 Since this "media" member attribute has the same name as the "media" Job Template attribute defined in

417 [RFC2911] section 4.2.11), the "media-supported" (1setOf (type3 keyword | name(MAX))) Printer
 418 attribute (also defined in [RFC2911] section 4.2.11) identifies the values of this "media" member attribute
 419 (as well as the values of the "media" Job Template attribute) that the Printer supports, i.e., the names of the
 420 supported media.

421
 422 Since this "media-col" member attribute has the same name as the "media-col" Job Template attribute
 423 defined in section 3.12), the "media-col-supported" Printer attribute (defined in section 3.12.14) identifies
 424 the keyword names of the member attributes supported in this "media-col" member attribute (as well as the
 425 keyword names of the "media-col" Job Template attribute), i.e., the names of the member attributes in
 426 Table 10 that the Printer supports.

427
 428 **3.1.2 cover-type (type2 keyword)**

429
 430 The "cover-type" member attribute indicates whether covers are wanted and which sides of the cover
 431 MUST contain print-stream pages. The print-stream pages used for printing on a cover come from the
 432 document data.

433
 434 Standard keyword values for "cover-type" are:

435

| | |
|---------------|---|
| 'no-cover' | No covers are to be produced. |
| 'print-none' | No printing on either side of the cover. |
| 'print-front' | The front side (side one) of the cover MUST contain a print-stream page. For a front cover ("cover-front") the first print-stream page MUST be placed on side one of the front cover sheet (this is the outside of the front cover). The Printer MUST place the second print stream page on side one of the first sheet of the output document. For back cover ("cover-back") the last print-stream page MUST be placed on side one of the back cover sheet (this is the inside of the back cover). The Printer MUST place the second to last print stream page on the front or back side of the last sheet of the output document depending on whether there are an odd or an even number of print stream pages. |

| | |
|--------------|--|
| 'print-back' | <p>The back side (side two) of the cover MUST contain a print-stream page.</p> <p>For a front cover ("cover-front") the first print-stream page MUST be placed on side two of the front cover sheet (this is the inside of the front cover). The Printer MUST place the second print stream page on side one of the first sheet of the output document.</p> <p>For a back cover ("cover-back") the last print-stream page MUST be placed on side two of the back cover sheet (this is the outside of the back cover). The Printer MUST place the second to last print stream page on the front or back side of the last sheet of the output document depending on whether there are an odd or an even number of print stream pages.</p> |
| 'print-both' | <p>Both the front and back sides of the cover MUST contain a print-stream page.</p> <p>The front cover MUST contain the first and second print-stream pages on the front and back sides of the front cover sheet, respectively. The Printer MUST place the third print stream page on side one of the first sheet of the output document.</p> <p>The back cover MUST contain the second to last and last print-stream pages on the front and back sides of the back cover sheet, respectively. The Printer MUST place the third to last print stream page on the front or back side of the last sheet of the output document depending on whether there are an odd or an even number of print stream pages.</p> |

436

437

438

439

440

When printing on the back side (side two) of a cover, the value of the "sides" attribute **SHOULD** be used to determine which edge is the reference edge (i.e., long or short edge). In the case where the "sides" attribute is 'one-sided,' then the reference edge **SHOULD** be the long edge.

441

442

443

444

NOTE: If referencing the "sides" attribute is insufficient for determining the reference edge printing on the back side of a cover, then an additional member attribute could be defined that indicates which edge to reference. However, the predominate use cases are covered without this additional member attribute.

445

446

447

In cases where the document data does not contain enough print-stream pages to satisfy the "cover-front" or "cover-back" request, the behavior is implementation dependent.

448

449

450

The "cover-type-supported" (1setOf type2 keyword) Printer attribute identifies the values that the Printer supports, i.e., the keyword cover types supported.

451

452

453

3.1.3 cover-front-default (collection) and cover-back-default (collection)

The "cover-front-default" and "cover-back-default" specify the cover that the Printer will provide, if any, if

454 the client omits the "cover-front" or "cover-back" Job Template attribute, respectively. The member
455 attributes are defined in Table 2. A Printer MUST support the same member attributes and values for
456 these default attributes as it supports for the corresponding "cover-front" and "cover-back" Job Template
457 attributes.

458

459 **3.1.4 cover-front-supported (1setOf type2 keyword), cover-back-supported (1setOf type2** 460 **keyword)**

461

462 The "cover-front-supported" and "cover-back-supported" attributes identify the keyword names of the
463 member attributes supported in the "cover-front" and "cover-back" collection Job Template attributes,
464 respectively, i.e., the keyword names of the member attributes in Table 2 that the Printer supports.

465

466 **3.2 finishings-col (collection) - augments IPP "finishings"**

467

468 This attribute augments the IPP "finishings" Job Template attribute (defined in [RFC2911] section 4.2.6). This
469 "finishings-col" Job Template collection attribute enables a client end user to specify detailed finishing operations
470 that cannot be specified using simple enumerated finishing values of the IPP "finishings" Job Template attribute.
471 Figure 1 shows the general finishing coordinate system used by the member attributes of the "finishing-col"
472 collection attribute and relates to the general coordinate system defined in section 2.3 for all Job Template
473 attributes. A Printer MAY support the "finishings" attribute without supporting the "finishings-col" attribute.
474 However, if a Printer supports the "finishings-col" attribute, it MUST also support the "finishings" attribute.
475 Otherwise, clients that support only the IPP/1.0 or IPP/1.1 "finishings" Job Template attribute would not be able to
476 interoperate with a Printer that supports only the "finishings-col" Job Template attribute.

477

478 Note: The "finishings-col" (and the IPP/1.1 "finishing") Job Template attribute MAY be applied to page ranges
479 using the "pages-per-subset" Job Template attribute (see [ipp-override]) in order to achieve so-called "subset
480 finishing".

481

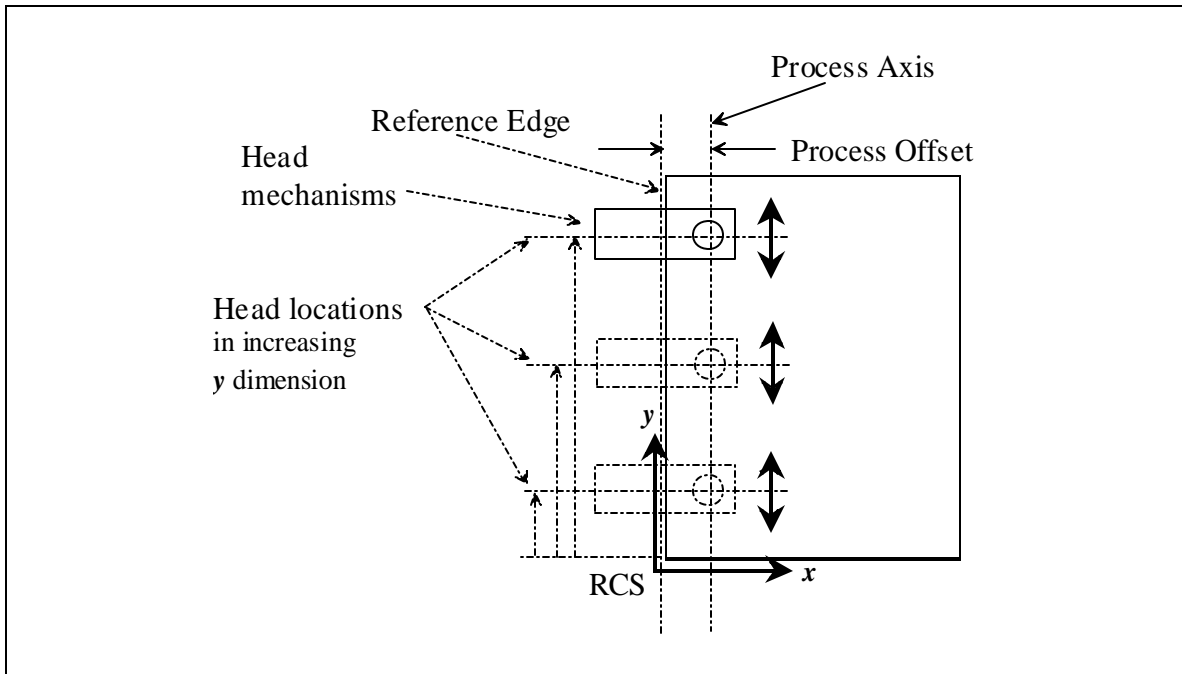


Figure 1 - General Finishing Coordinate System

Table 3 lists the member attributes of the "finishings-col" (collection) attribute. Some of these member attributes are themselves collection attributes.

Table 3 - The "finishings-col" member attributes

| Attribute | Request | Printer Support |
|--------------------------------|---------|-----------------|
| finishing-template (name(MAX)) | MAY | MAY |
| stitching (collection) | MAY | MAY |

Note: other collection member attributes will be defined in the future, such as: "binding", "drilling", "folding", "trimming", and "offsetting", etc. There may also be some future non-collection member attributes that are simply 'keyword | name'.

3.2.1 finishing-template (name(MAX))

The "finishing-template" member attribute contains a string value that specifies some particular finishing operation. The value MAY be a list of parameters used by some implementation defined finishing software or finishing device, e.g. a third party finisher. Alternatively, the value MAY be the name of a file containing finishing parameters.

The "finishing-template-supported" (1setOf name(MAX)) Printer attribute identifies the values of this "finishing-template" member attribute that the Printer supports, i.e., the implementation-specific parameter values supported.

503 3.2.2 stitching (collection)

504

505 The "stitching" member attribute is used to specify that each copy of each document in the job MUST be
 506 stitched or stapled using the detailed stitching parameters provided in the collection. The stitching member
 507 attribute is used whether the implementation uses wire stitches or staples. Table 4 lists the member
 508 attributes of the "stitching" (collection) attribute.

509

Table 4 - The "stitching" member attributes

| Attribute | Request | Printer Support |
|---|---------|-----------------|
| stitching-reference-edge (type2 keyword) | MUST | MUST |
| stitching-offset (integer(0:MAX)) | MUST | MUST |
| stitching-locations (1setOf integer(0:MAX)) | MUST | MUST |

510

511 While the "stitching-reference-edge," "stitching-offset", and "stitching-locations" member attributes
 512 are required to completely specify all possible stitching locations, it may not be possible to specify
 513 all of these (or to specify all of them independently) for every stitching device.

514

515 A Printer that chooses to support the "stitching" collection attribute MUST support the "stitching-
 516 reference-edge", the "stitching-offset", and the "stitching-locations" member attributes (in order to
 517 provide programmable stitching capability beyond that available through the IPP "finishings" Job
 518 Template attribute - see [RFC2911] section 4.2.6)

519 A client that chooses to request custom stitching using the "stitching" collection attribute MUST
 520 specify the "stitching-reference-edge", the "stitching-offset", and the "stitching-locations". If the
 521 client supplies a mal-formed request by not supplying all three member attributes, the Printer
 522 MUST (depending on implementation) either (1) reject the request and return the "client-error-
 523 bad-request" (see [RFC2911] section 13.1.4.1) or (2) default the omitted member attributes,
 524 independent of the value of the "ipp-attribute-fidelity" attribute supplied by the client.

525

526 3.2.2.1 stitching-reference-edge (type2 keyword)

527

528 The "stitching-reference-edge" member attribute specifies the Stitching Reference Edge of the
 529 output media relative to which the stapling or stitching MUST be applied. The individual staples or
 530 stitches will be situated along a line or axis parallel to the Stitching Reference Edge that is called the
 531 Stitching Axis.

532

533 Notice that the "stitching-reference-edge" member attribute is single valued, and thus prohibits
 534 specification of location by a combination of values (e.g., top-left is not allowed).

535

536 The standard keyword values are:

537 'bottom': The bottom edge coincides with the x-axis of the coordinate system.

538 'top': The top edge is opposite and parallel to the bottom edge.

539 'left': The left edge coincides with the y-axis of the coordinate system.

540 'right': The right edge is opposite and parallel to the left edge.
541

542 A Printer MUST support this member attribute and at least the 'left' value, however, which
543 additional values depend on implementation.
544

545 Note that the 'left' value works with 'portrait' and 'landscape' documents, since 'landscape'
546 documents are rotated anti-clock-wise 90 degrees, i.e., plus 90 degrees, with respect to 'portrait'
547 documents, if landscape documents are stapled along the long edge (which becomes the top edge
548 when the human reader orients the 'landscape' document for reading). If the documents to be
549 stapled are two-sided, then the client supplies the 'two-sided-long' and 'two-sided-short' values for
550 the "sides" attribute for the 'portrait' and 'landscape' documents, respectively. Note: the client can
551 supply the proper value for the "sides" attribute for the user, by knowing whether the document is
552 portrait or landscape, thereby relieving the user of having to distinguish between the two values for
553 two-sided printing.
554

555 If the 'landscape' documents are to be stapled on the short edge (which becomes the left edge
556 when the human reader orients the 'landscape' document for reading), the client supplies the
557 'bottom' and 'two-sided-short' values for the "stitching-reference-edge" and "sides" attributes,
558 respectively.
559

560 For 'reverse-landscape' documents (ones rotated clock-wise 90 degrees, i.e., minus 90 degrees,
561 the client supplies 'right' and 'two-sided-long' values for the "stitching-reference-edge" and "sides"
562 attributes, respectively, if landscape documents are stapled along the long edge (which becomes
563 the top edge when the human reader orients the 'landscape' document for reading). If the 'reverse-
564 landscape' documents are to be stapled on the short edge (which becomes the left edge when the
565 human reader orients the 'landscape' document for reading), the client supplies the 'top' and 'two-
566 sided-short' values for the "stitching-reference-edge" and "sides" attributes, respectively.
567

568 The "stitching-reference-edge-supported" (1setOf type2 keyword) Printer attribute identifies the
569 values of this "stitching-reference-edge" member attribute that the Printer supports, i.e., the stitching
570 reference edges supported.
571

572 **3.2.2.2 stitching-offset (integer (0:MAX))** 573

574 The "stitching-offset" member attribute specifies the perpendicular distance of the Stitching Axis
575 from the Stitching Reference Edge. Since the "stitching-offset" member attribute is positive or zero,
576 the offset is always in the direction that is both away from the Stitching Reference Edge and toward
577 the center of the media sheet.
578

579 The unit of measure for the "stitching-locations" member attribute is one hundredth of a millimeter.
580 This unit is equivalent to 1/2540 th of an inch resolution.
581

582 If the client specifies a "stitching-offset" then the Printer MUST produce a stitch (or stitches) along
583 a line that is the specified number of hundreds of millimeters specified by the "stitching-offset"
584 attribute away from the "stitching-reference-edge".
585

586 The "stitching-offset-supported" (1setOf (integer (0:MAX) | rangeOfInteger(0:MAX))) Printer
587 attribute identifies the values of this "stitching-offset" member attribute that the Printer supports, i.e.,
588 the stitching offsets supported which can be a series of discrete numbers and/or ranges. No
589 relationship between values of this attribute and the number of stitching locations that the device
590 supports can be inferred.
591

592 **3.2.2.3 stitching-locations (1setOf integer(0:MAX))**

593
594 Each value of "stitching-locations" specifies an absolute offset along the Stitching Axis at which a
595 stitch MUST occur. Each value in the 1setOf MUST be in order of increasing distance.
596

597 If the "stitching-reference-edge" is either 'top' or 'bottom', then each value in the "stitching-
598 locations" represents an offset in hundreds of millimeters from the left edge along the Stitching Axis
599 toward the center of the medium. If the "stitching-reference-edge" is either 'left' or 'right', then each
600 value in the "stitching-locations" represents an offset in hundreds of millimeters from the bottom
601 edge along the Stitching Axis toward the center of the medium.
602

603 The unit of measure for the "stitching-locations" member attribute is one hundredth of a millimeter.
604 This unit is equivalent to 1/2540 th of an inch resolution.
605

606 The "stitching-locations-supported" (1setOf (integer(0:MAX) | rangeOfInteger(0:MAX))) Printer
607 attribute identifies the values of this "stitching-locations" member attribute that the Printer supports,
608 i.e., the stitching locations supported which can be a series of discrete numbers and/or ranges. No
609 relationship between values of this attribute and the number of stitching locations that the device
610 supports can be inferred.
611

612 The "max-stitching-locations-supported" (integer(1:MAX)) Printer Description attribute indicates
613 the maximum number of stitches or staples that the implementation is capable of inserting into an
614 Output Document, even if that number would require human intervention in order to configure the
615 (manual configured) sticher. See section 5.2. In other words, "max-stitching-locations-supported"
616 attribute specifies the maximum number of values that the client can supply in the "stitching-
617 locations" member attribute.
618

619 **3.2.2.4 stitching-supported (1setOf type2 keyword)**

620
621 The "stitching-supported" Printer attribute identifies the keyword names of the member attributes
622 supported in the "stitching" collection member attribute, i.e., the keyword names of the member
623 attributes in Table 4 that the Printer supports.

624
625
626
627
628
629
630
631
632
633
634
635
636
637
638
639
640
641
642
643
644

3.2.3 finishings-col-default (collection)

The "finishings-col-default" Printer attribute specifies the finishing that the Printer uses, if any, if the client omits the "finishings-col" Job Template attribute in the Job Creation operation (and the PDL doesn't include a finishing specification). The member attributes are defined in Table 3. A Printer MUST support the same member attributes for this default collection attribute as it supports for the corresponding "finishings-col" Job Template attribute.

3.2.4 finishings-col-ready (1setOf collection)

The "finishings-col-ready" Printer attribute identifies the finishings configurations that do not require human intervention in order to be used. Table 5 lists the member attributes, their attribute syntaxes, and the corresponding "xxx-supported" Printer attributes. The member attributes have the same names as the member attributes that the client can supply in the "finishing-col" collection attribute (see Table 4), but have the attribute syntaxes of the corresponding "xxx-supported" Printer attributes. The member attribute values will differ from the corresponding "xxx-supported" Printer attribute values to the extent that human intervention is needed, such as running out of staples (or stitching wire) and/or a stapler that requires manual position setting. The rangeOfInteger value is used to indicate the range that can be selected by the client without human intervention, if the finisher is programmable.

Table 5 - The "finishings-col-ready" member attributes

| member attribute | section | corresponding supported attribute |
|---|---------|---|
| finishing-template (1setOf name(MAX)) | 3.2.1 | finishing-template-supported (1setOf name(MAX)) |
| stitching (1setOf collection) which contains: | 3.2.2 | stitching-supported (1setOf type2 keyword) |
| stitching-reference-edge (1setOf type2 keyword) | 3.2.2.1 | stitching-reference-edge-supported (1setOf type2 keyword) |
| stitching-offset (1setOf (integer (0:MAX) rangeOfInteger(0:MAX))) | 3.2.2.2 | stitching-offset-supported" (1setOf (integer (0:MAX) rangeOfInteger(0:MAX))) |
| stitching-locations (1setOf (integer(0:MAX) rangeOfInteger(0:MAX))) | 3.2.2.3 | stitching-locations-supported (1setOf (integer(0:MAX) rangeOfInteger(0:MAX))) |

645
646
647
648
649
650
651
652

3.2.5 finishings-col-supported (1setOf type2 keyword)

The "finishings-col-supported" Printer attribute identifies the keyword names of the member attributes supported in the "finishings-col" collection Job Template attribute, i.e., the keyword names of the member attributes in Table 3 that the Printer supports.

653 **3.3 force-front-side (1setOf integer(1:MAX))**

654
 655 This attribute forces the identified Input-Pages (numbered 1 to n) to be imaged on the front side of a sheet. For
 656 each identified Input-Page, if that page would have been (1) imaged on the back side of a sheet or (2) is under the
 657 scope of the "number-up" or "imposition-template" attribute and would have been imaged in any position on the
 658 front side but the first position, the Printer forces the page to be imaged on the front side of the next sheet (in the
 659 first position). Otherwise, the Printer prints the page as usual.

661 **3.4 insert-sheet (1setOf collection)**

662
 663 This attribute specifies how Insert-Sheets are to be inserted into the sequence of media sheets that are produced
 664 for each copy of each printed document in the job. Insert-Sheets are sheets on which no Input-Pages from the
 665 Input-Document are imaged. However, the media specified for Insert-Sheets can be pre-printed media. How the
 666 sheet is inserted is implementation dependent, and could be as sophisticated as insertion hardware, or as simple as
 667 using media from an existing input-tray.

668
 669 The order of the values of the "insert-sheet" attribute is important. In the case where more than one value refers to
 670 the same page (i.e., multiple values contain the same value for the "insert-after-page-number" member attribute),
 671 the values of "insert-sheet" are to be applied in the order that they occur.

672
 673 This attribute is affected by the "multiple-document-handling" attribute. For values of 'single-document' and 'single-
 674 document-new-sheet', the sheet is inserted in the composite (single) document created by the concatenation of all
 675 the print-stream pages in all of the documents. In the case of 'separate-documents-collated-copies' and 'separate-
 676 documents-uncollated-copies', the inserted sheets are applied to the print-stream in each document separately.
 677 The collection consists of:

678
 679 **Table 6 - "insert-sheet" member attributes**

| Attribute name | attribute syntax | request | Printer Support |
|--------------------------|---------------------------|--|-----------------|
| insert-after-page-number | integer (0:MAX) | MUST | MUST |
| insert-count | integer (0:MAX) | MAY | MUST |
| media | type3 keyword name(MAX) | MUST be one or the other, but NOT both | MUST |
| media-col | collection | | MAY |

680
 681
 682 **3.4.1 insert-after-page-number (integer(0:MAX))**
 683
 684 The "insert-after-page-number" member attribute specifies the page in the Input-Document (see sections
 685 2.2 and 2.4) print-stream after which the Insert-Sheet(s) is(are) to be placed. The inserted sheet(s) does
 686 not affect the numbering of print-stream pages. For-example, to insert a single sheet after both pages 2

687 and 3 of a given document, the value of "input-after-page-number" would be 2 and 3 respectively (not 2
688 and 4, as it would be if the inserted sheet affected the Input-Document print-stream page count). For a
689 complete description of the enumeration of print-stream pages see section 2.4.
690

691 If the value of the "insert-after-page-number" member attribute is 0, then the sheet is inserted before the
692 first page. If the value is MAX, then the sheet is inserted after the last sheet in the document.
693

694 If the "insert-after-page-number" member attribute is not a valid input document page reference in the print-
695 stream, then the IPP Printer SHOULD ignore the request. For example, (1) the page number is beyond
696 the last page of the document AND is not MAX or (2) the "page-ranges" Job Template attribute does not
697 include the specified page number (see section 2.4). There is no way to validate the "insert-after-page-
698 number" attribute with the Validate-Job operation, since the validation cannot occur until the pages of the
699 documents have arrived at the printer.
700

701 Since the "insert-after-page-number" member attribute refers to a specific Input-Document print-stream
702 page, it is possible to specify an insertion between sides one and two, of a two sided document, or
703 between print-stream pages that are part of a single impression if the "number-up" attribute has a value
704 other than '1.'. In this case, the Printer MUST force a new Sheet after the specified page, insert the
705 specified sheet, place the following pages on the first side of the next Sheet, and issue a warning by adding
706 'job-warnings-detected' to the "job-state-reasons" and by increasing the value of the "job-warnings-
707 count" Job Description attribute by 1. See [ipp-override] for this error handling specification under
708 "Common Behavior for Sheet Attributes".
709

710 The "insert-after-page-number-supported" (rangeOfInteger(0:MAX)) Printer attribute indicates the range
711 of page numbers supported in the "insert-after-page-number" member attribute, i.e., the minimum
712 (SHOULD be 0) and the maximum (SHOULD be MAX) page numbers supported.
713

714 **3.4.2 insert-count (integer(0:MAX))**

715

716 The "insert-count" member attribute indicates how many sheets to insert. If the "insert-count" attribute is
717 omitted, then the printer assumes a value of 1. The value 0 indicates that no inserts sheets are to be
718 inserted.
719

720 The "insert-count-supported (rangeOfInteger(0:MAX)) Printer attribute specifies the range of values that
721 the Printer supports, i.e., the minimum number and the maximum number of pages.
722

723 **3.4.3 media (type3 keyword | name(MAX)) or media-col (collection)**

724

725 Either the "media" (defined in [RFC2911] section 4.2.11) or the "media-col" member attribute is used to
726 indicate the media that the Printer MUST use for the insert sheet. The member attributes are the same as
727 those for the "media-col" attribute shown in Table 10.
728

729 The client MUST supply either the "media" or the "media-col" member attribute, but NOT both. If the
730 client supplies such a mal-formed request by supplying neither or both, the Printer MUST (depending on
731 implementation) either (1) reject the request and return the 'client-error-bad-request' status code (see
732 [RFC2911] section 13.1.4.1) or (2) use either the "media" or the "media-col" member attribute,
733 independent of the value of the "ipp-attribute-fidelity" attribute supplied by the client.
734

735 Since this "media" member attribute has the same name as the "media" Job Template attribute defined in
736 [RFC2911] section 4.2.11), the "media-supported" (1setOf (type3 keyword | name(MAX))) Printer
737 attribute (also defined in [RFC2911] section 4.2.11) identifies the values of this "media" member attribute
738 (as well as the values of the "media" Job Template attribute) that the Printer supports, i.e., the names of the
739 supported media.
740

741 Since this "media-col" member attribute has the same name as the "media-col" Job Template attribute
742 defined in section 3.12), the "media-col-supported" Printer attribute (defined in section 3.12.14) identifies
743 the keyword names of the member attributes supported in this "media-col" member attribute (as well as the
744 keyword names of the "media-col" Job Template attribute), i.e., the names of the member attributes in
745 Table 10 that the Printer supports.
746

747 **3.4.4 insert-sheet-default (1setOf collection)**

748

749 The "insert-sheet-default" Printer attributes specify the insert sheet(s) that the Printer MUST provide, if any,
750 if the client omits the "insert-sheet" Job Template attribute. The member attributes are defined in Table 6.
751 A Printer MUST support the same member attributes for this default collection attribute as it supports for
752 the corresponding "insert-sheet" Job Template attribute.
753

754 **3.4.5 insert-sheet-supported (1setOf type2 keyword)**

755

756 The "insert-sheet-supported" attribute identifies the keyword names of the member attributes supported in
757 the "insert-sheet" collection Job Template attribute, i.e., the keyword names of the member attributes in
758 Table 6 that the Printer supports.
759
760

761 **3.5 job-account-id (name(MAX))**

762

763 The "job-account-id" attribute is a character string representing the account associated with the job. The "job-
764 account-id" attribute could be a customer name, a sequence of digits referencing an internal billing number, or even
765 a credit card number. How the printer uses the "job-account-id" attribute is implementation dependent.
766

767 A zero-length value indicates that there is no account name.
768

769 **3.6 job-accounting-user-id (name(MAX))**

770

771 The "job-accounting-user-id" attribute specifies the user ID associated with the account specified by the "job-
 772 account-id" attribute (see section 3.5) used for this job. These two attributes are used for authentication and
 773 account tracking either by a mechanism internal to the printer, or by tracking software external to the printer such
 774 as Equitrac. Account tracking systems will usually support a job account ID as having multiple job accounting user
 775 IDs, as well as, a job accounting user ID to be used with multiple job account IDs. It is allowable for value of the
 776 "job-originating-user-name" (see RFC 2911 section 4.3.6) to be the same as the "job-accounting-user-id".
 777

778 A zero-length value indicates that there is no user accounting ID.
 779

780 **3.7 job-accounting-sheets (collection)**

781 This attribute specifies which job accounting sheets **MUST** be printed with the job. Job accounting sheets typically
 782 contain information such as the value of the "job-account-id" attribute (see section 3.5) and the "job-accounting-
 783 user-id" attribute (see section 3.6), and the number and type of media sheets used while printing the job. The exact
 784 information contained on a job accounting sheet is implementation dependent, but should always be a reflection of
 785 the account information associated with the job. Typically, job accounting sheets are printed after the job and are
 786 not finished (e.g., not stapled) with the document(s).
 787

788 The 'collection' syntax allows a client to specify media for job accounting sheets that is different than the current
 789 media being used for the print-stream page impressions. The collection consists of:
 790

791 **Table 7 - "job-accounting-sheets" member attributes**

| Attribute name | attribute syntax | request | Printer Support |
|----------------------------|---------------------------|---|-----------------|
| job-accounting-sheets-type | type3 keyword name(MAX) | MUST | MUST |
| media | type3 keyword name(MAX) | MAY be neither or one of, but NOT both | MUST |
| media-col | collection | | MAY |
| job-accounting-output-bin | type3 keyword name(MAX) | MAY | MAY |

792
 793 **3.7.1 job-accounting-sheets-type (type3 keyword | name(MAX))**
 794

795 The "job-accounting-sheets-type" member attribute specifies which job accounting sheets format the
 796 Printer **MUST** use to print on the specified media. Standard keyword values are:
 797

| | |
|------------|--|
| 'none' | No accounting sheets are to be printed (i.e. printing of job accounting sheets is totally suppressed). |
| 'standard' | The standard site accounting sheet MUST be printed with the job. |

798
 799 The "job-accounting-sheets-type-supported" (1setOf (type3 keyword | name(MAX))) Printer attribute
 800 identifies the values of this "job-accounting-sheets-type" member attribute that the Printer supports, i.e., the

801 names of the job accounting sheets supported.

802

803 **3.7.2 media (type3 keyword | name(MAX)) or media-col (collection)**

804

805 Either the "media" (defined in [RFC2911] section 4.2.11) or the "media-col" member attribute is used to
806 indicate the media that the Printer SHOULD use for the job accounting sheet. The member attributes are
807 the same as those for the "media-col" attribute shown in Table 10.

808

809 If both the "media" and the "media-col" member attributes are omitted, then the media currently being used
810 by the Printer object for the document copy SHOULD also be used for the accounting sheet. The client
811 MUST NOT supply both the "media" and the "media-col" member attribute. If the client supplies such a
812 mal-formed request by supplying both, the Printer MUST (depending on implementation) either (1) reject
813 the request and return the 'client-error-bad-request' status code (see [RFC2911] section 13.1.4.1) or (2)
814 use either the "media" or the "media-col" member attribute, independent of the value of the "ipp-attribute-
815 fidelity" attribute supplied by the client.

816

817 Since this "media" member attribute has the same name as the "media" Job Template attribute defined in
818 [RFC2911] section 4.2.11), the "media-supported" (1setOf (type3 keyword | name(MAX))) Printer
819 attribute (also defined in [RFC2911] section 4.2.11) identifies the values of this "media" member attribute
820 (as well as the values of the "media" Job Template attribute) that the Printer supports, i.e., the names of the
821 media supported.

822

823 Since this "media-col" member attribute has the same name as the "media-col" Job Template attribute
824 defined in section 3.12), the "media-col-supported" Printer attribute (defined in section 3.12.14) identifies
825 the keyword names of the member attributes supported in this "media-col" member attribute (as well as the
826 keyword names of the "media-col" Job Template attribute), i.e., the names of the member attributes in
827 Table 10 that the Printer supports.

828

829 **3.7.3 job-accounting-output-bin (type3 keyword | name(MAX))**

830

831 The "job-accounting-output-bin" member attribute specifies the output bin in which the accounting sheets
832 are to be placed (see [pwg-output-bin]). If this member attribute is not supplied by the client or not
833 supported by the Printer, then the Printer places the accounting sheets in the same output-bin as the rest of
834 the job.

835

836 The "job-accounting-output-bin-default" (type3 keyword | name(MAX)) Printer attribute is configured to
837 contain the default output bin for job accounting sheets. If this attribute is not configured (has the 'no-value'
838 out-of-band value), then the accounting sheets are printed with the job when not specified otherwise by the
839 client.

840

841 The "job-accounting-output-bin-supported" (1setOf (type3 keyword | name(MAX))) Printer attribute is
842 configured to contain the supported output bins for accounting sheets. As with any member attribute of a

843 Job Template attribute, if the administrator wants to force accounting sheets into a specific output bin, then
844 the administrator configures the "job-accounting-output-bin-default" and "job-accounting-output-bin-
845 supported" Printer attributes to contain only that value.
846

847 **3.7.4 job-accounting-sheets-default (collection)**

848
849 The "job-accounting-default" Printer attributes specify the job accounting that the Printer MUST provide, if
850 any, if the client omits the "job-accounting" Job Template attribute. The member attributes are defined in
851 Table 7. A Printer MUST support the same member attributes and value for this default collection attribute
852 as it supports for the corresponding "job-accounting-sheets" Job Template attribute.
853

854 **3.7.5 job-accounting-sheets-supported (1setOf type2 keyword)**

855
856 The "job-accounting-supported" attribute identifies the keyword names of the member attributes supported
857 in the "job-accounting-sheets" Job Template collection attribute, i.e., the keyword names of the member
858 attributes in Table 7 that the Printer supports.
859

860 As with any Job Template attribute, if the system administrator wishes to force job accounting sheets to
861 always be printed, then he/she configures the Printer's "job-accounting-sheets-default" (collection) Printer
862 attribute and the "job-accounting-sheet-type-supported" Printer attribute to contain only the desired value
863 and not contain the 'none' value.
864

865 **3.8 job-error-sheet (collection)**

866
867 This attribute specifies which job error sheet MUST be printed with the job. This is a printer specific sheet
868 enumerating any known errors or warnings that occurred during processing. For example: a printer could put the
869 text 'warning: image off page 2,' on the error sheet to indicate a possible image processing defect. The printer
870 vendor defines the content of the error sheet. If necessary the error sheet can consist of more than one page of
871 output.
872

873 If the Printer is producing a job sheet for this job (see section 3.10 and [RFC2911] section 4.2.3), then the Printer
874 object MAY print any error and warning information on that same job sheet, i.e., merge the error sheet with the
875 job sheet. This use of the job sheet for errors only applies if the "job-error-sheet" attribute is supplied without
876 either a "media" or "media-col" member attribute. If the "media" or "media-col" member attribute is supplied, a
877 separate error sheet MUST always be used to print errors and warnings.
878

879 The 'collection' syntax allows a client to specify media for job error sheets that is different than the current media
880 being used for the print-stream page impressions. The collection consists of:
881

882

Table 8 - "job-error-sheet" member attributes

| Attribute name | attribute syntax | request | Printer Support |
|----------------------|---------------------------|--|-----------------|
| job-error-sheet-type | type3 keyword name(MAX) | MUST | MUST |
| job-error-sheet-when | type2 keyword | MAY | MAY |
| media | type3 keyword name(MAX) | MAY be neither or one of, but NOT both | MUST |
| media-col | collection | | MAY |

883

884

885

886

887

888

3.8.1 job-error-sheet-type (type3 keyword | name(MAX))

The "job-error-sheet-type" member attribute specifies which job error sheets format that the Printer SHOULD to print error information. Standard keyword values are:

| | |
|------------|---|
| 'none' | No error sheet information is to be printed. (i.e., printing of error sheets is totally suppressed – even if errors or warnings occurred during job processing). |
| 'standard' | The standard site or vendor defined error sheet information MUST be printed with the job depending on the conditions specified by the "job-error-sheet-when" attribute. |

889

890

891

892

893

894

895

896

897

898

The "job-error-sheet-type-supported" (1setOf (type3 keyword | name(MAX))) Printer attribute identifies the values of this "job-error-sheet-type" member attribute that the Printer supports, i.e., the names of the job error sheets.

3.8.2 job-error-sheet-when (type2 keyword)

The "job-error-sheet-when" member attribute specifies the conditions under which the error sheet information is to be produced. The standard keyword values are:

| | |
|------------|--|
| 'on-error' | Print the error sheet information if and only if errors or warnings occurred during the life of the job. |
| 'always' | Always print the error sheet information, i.e., error sheets are printed even if no errors or warnings occurred during job processing – when no errors or warnings occurred a suitable message will be printed on the sheet to indicate this. The 'always' value gives an explicit indication of whether or not there were errors or warnings detected during the processing of the job. |

899

900

901

902

903

The "job-error-sheet-when-supported" (1setOf type2 keyword) Printer attribute identifies the values of this "job-error-sheet-when" member attribute that the Printer supports, i.e., the possible conditions under which the job error sheet will be printer.

904 **3.8.3 media (type3 keyword | name(MAX)) or media-col (collection)**

905

906 Either the "media" (defined in [RFC2911] section 4.2.11) or the "media-col" member attribute is used to
907 indicate the media that the Printer SHOULD be use for the job error sheets. The member attributes are
908 the same as those for the "media-col" attribute shown in Table 10.

909

910 If the client omits both of the "media" or the "media-col" member attributes, the Printer prints any job sheet
911 error information on either the job sheet, if it is being produced, or a separate sheet using the media of the
912 document, depending on implementation.

913

914 The client MUST NOT supply both the "media" and the "media-col" member attribute. If the client
915 supplies such a mal-formed request by supplying both, the Printer MUST (depending on implementation)
916 either (1) reject the request and return the 'client-error-bad-request' status code (see [RFC2911] section
917 13.1.4.1) or (2) use either the "media" or the "media-col" member attribute, independent of the value of the
918 "ipp-attribute-fidelity" attribute supplied by the client.

919

920 Since this "media" member attribute has the same name as the "media" Job Template attribute defined in
921 [RFC2911] section 4.2.11), the "media-supported" (1setOf (type3 keyword | name(MAX))) Printer
922 attribute (also defined in [RFC2911] section 4.2.11) identifies the values of this "media" member attribute
923 (as well as the values of the "media" Job Template attribute) that the Printer supports, i.e., the names of the
924 supported media.

925

926 Since this "media-col" member attribute has the same name as the "media-col" Job Template attribute
927 defined in section 3.12), the "media-col-supported" Printer attribute (defined in section 3.12.14) identifies
928 the keyword names of the member attributes supported in this "media-col" member attribute (as well as the
929 keyword names of the "media-col" Job Template attribute), i.e., the names of the member attributes in
930 Table 10 that the Printer supports.

931

932 **3.8.4 job-error-sheet-default (collection)**

933

934 The "job-error-sheet-default" Printer attributes specify the job error sheets that the Printer MUST provide,
935 if any, if the client omits the "job-error-sheet" Job Template attribute. The member attributes are defined in
936 Table 8. A Printer MUST support the same member attributes and values for this default attribute as it
937 supports for the corresponding "job-error-sheet" Job Template attribute.

938

939 An implementation SHOULD be configured out-of-the-box so that the "job-error-sheet-default" Printer
940 Attribute has the collection value consisting of the "job-error-sheet-type" with a value of: 'standard' rather
941 than 'none'. Then the Administrator and End Users have to explicitly turn off error information.

942

943 **3.8.5 job-error-sheet-supported (1setOf type2 keyword)**

944

945 The "job-error-sheet-supported" attribute identifies the names of the member attributes supported in the

946 "job-error-sheet" Job Template collection attribute, i.e., the keyword names of the member attributes in
 947 Table 8 that the Printer supports.

948

949 **3.9 job-message-to-operator (text(MAX))**

950

951 This attribute carries a message from the user to the operator to indicate something about the processing of the
 952 print job. A zero length text value indicates no message.

953

954 Note: this attribute may be used in conjunction with the IPP "job-hold-until" Job Template attribute (see
 955 [RFC2911] section 4.2.2); specifically with the 'indefinite' value. This combination allows a client to specify
 956 instructions to the operator, while simultaneously preventing the job from being processed until some operator
 957 intervention occurs. This combination is particularly useful in production printing environments, where printer
 958 configuration may be required to properly print the job.

959

960 **3.10 job-sheets-col (collection) - augments IPP "job-sheets" attribute**

961

962 This attribute augments the IPP "job-sheets" Job Template attribute (define in [RFC2911] section 4.2.3). The
 963 'collection' attribute syntax allows a client to specify media for job sheets that is different than the current media
 964 being used for the print stream images. An example of where this is useful is for separator sheets, which may allow
 965 easier distinction of document copies.

966

967 Table 9 lists the member attributes of the "job-sheets-col" collection attribute:

968

969

Table 9 - "job-sheets-col" member attributes

| Attribute name | attribute syntax | request | Printer Support |
|----------------|---------------------------|--|-----------------|
| job-sheets | type3 keyword name(MAX) | MUST | MUST |
| media | type3 keyword name(MAX) | MUST be one or the other, but NOT both | MUST |
| media-col | collection | | MAY |

970

971 **3.10.1 job-sheets (type3 keyword | name(MAX))**

972

973 The "job-sheets" member attribute specifies which job sheets to print on the specified media. The values
 974 for this member attribute are identical to the keyword and name values for the "job-sheets" Job Template
 975 attribute itself, including the 'none' value, and convey the same semantics.

976

977 Since this "job-sheets" member attribute has the same name as the "job-sheets" Job Template attribute
 978 defined in [RFC2911] section 4.2.3), the "job-sheets-supported" (1setOf (type3 keyword | name(MAX)))
 979 Printer attribute specifies which are the values of this "job-sheets" member attribute (as well as the values of
 980 the IPP/1.1 "job-sheets" Job Template attribute) that the Printer supports.

981
982
983
984
985
986
987
988
989
990
991
992
993
994
995
996
997
998
999
1000
1001
1002
1003
1004
1005
1006
1007
1008
1009
1010
1011
1012
1013
1014
1015
1016
1017
1018
1019
1020
1021
1022

3.10.2 media (type3 keyword | name(MAX)) or media-col (collection)

Either the "media" (defined in [RFC2911] section 4.2.11) or the "media-col" member attribute is used to indicate the media that the Printer SHOULD use for the job sheet. The member attributes are the same as those for the "media-col" attribute shown in Table 10.

The client MUST supply either the "media" or the "media-col" member attribute, but NOT both. If the client supplies such a mal-formed request by supplying neither or both, the Printer MUST (depending on implementation) either (1) reject the request and return the 'client-error-bad-request' status code (see [RFC2911] section 13.1.4.1) or (2) use either the "media" or the "media-col" member attribute, independent of the value of the "ipp-attribute-fidelity" attribute supplied by the client.

Since this "media" member attribute has the same name as the "media" Job Template attribute defined in [RFC2911] section 4.2.11), the "media-supported" (1setOf (type3 keyword | name(MAX))) Printer attribute (also defined in [RFC2911] section 4.2.11) identifies the values of this "media" member attribute (as well as the values of the "media" Job Template attribute) that the Printer supports, i.e., the names of the supported media.

Since this "media-col" member attribute has the same name as the "media-col" Job Template attribute defined in section 3.12), the "media-col-supported" Printer attribute (defined in section 3.12.14) identifies the keyword names of the member attributes supported in this "media-col" member attribute (as well as the keyword names of the "media-col" Job Template attribute), i.e., the names of the member attributes in Table 10 that the Printer supports.

3.10.3 job-sheets-col-default (collection)

The "job-sheets-default" (see [RFC2911] section 4.2.3) attribute and the "job-sheets-col-default" Printer attribute specify the job sheets that the Printer MUST provide, if the client omits both the "job-sheets" and the "job-sheets-col" Job Template attribute in the Job Creation operation (and the PDL doesn't include a job sheets specification). The member attributes are defined in Table 9. A Printer MUST support the same member attributes for this default collection attribute as it supports for the corresponding "job-sheets-col" Job Template attribute.

The "job-sheets-default" and "job-sheets-col-default" Printer attributes MUST both be configured to specify the same job sheet instance. If the administrator sets one of them to a value (either locally or with the Set-Printer-Attributes operation - see [ipp-set]), the Printer MUST set the other attribute's value to specify the same job sheet instance or to the 'unknown' out-of-band value, if there isn't a corresponding value to be set for the other attribute. If a client attempts to set both attributes, but their values specify different job sheet instances, the Printer MUST reject the Set-Printer-Attributes operation and return the 'client-error-conflicting-attributes' status code. The reason to have both default attributes configured, is so that clients that only know about the "job-sheets" attribute will see the "job-sheets-default" attribute, while

1023 clients that know about the "job-sheets-col" attribute will be able to determine the characteristics of the job
1024 sheet default.

1025

1026

3.10.4 job-sheets-col-supported (1setOf type2 keyword)

1027

1028 The "job-sheets-col-supported" attribute identifies the keyword names of the member attributes supported
1029 in the "job-sheets-col" collection Job Template attribute, i.e., the keyword names of the member attributes
1030 in Table 9 that the Printer supports.

1031

3.11 job-sheet-message (text(MAX))

1032

1033 This attribute is used to convey a message that is delivered with the job, and may be printed on a job sheet (e.g.,
1034 the 'standard' job sheet). The message may contain any type of information, but typically includes either
1035 instructions for offline processing (e.g., finishing), or a message for the job recipient.

1036

1037

1038

3.12 media-col (collection) - augments IPP "media"

1039

1040 This attribute augments the "media" Job Template attribute (defined in [RFC2911] section 4.2.11). This "media-
1041 col" Job Template collection attribute enables a client end user to submit a list of media characteristics to the Printer
1042 as a way to more completely specify the media to be used. Each member attribute of the collection identifies a
1043 media characteristic. A Printer MAY support the "media" attribute without supporting the "media-col" attribute.
1044 However, if a Printer supports the "media-col" attribute, it MUST also support the "media" attribute. Otherwise,
1045 clients that support only the IPP/1.0 or IPP/1.1 "media" Job Template attribute would not be able to interoperate
1046 with a Printer that supports only the "media-col" Job Template attribute.

1047

1048 Each value of the "media" (type3 keyword | name) Job Template attribute uniquely identifies an instance of media.
1049 Each combination of values of the "media-col" collection attribute also uniquely identify an instance of media. In
1050 other words, each media instance supported by a Printer MUST have a combination of member attribute values
1051 that differs from the combination of values for all other supported media instances.

1052

1053 When associating standard media keywords with media instances to be used with the "media" attribute, the
1054 implementation and/or the administrator SHOULD associate them with media instances whose characteristics are
1055 what users would normally expect. For example, the 'iso-a4-white' keyword SHOULD be associated with a
1056 media instance that is A4 in size, 20 pound or 24 pound in weight, white in color, with 'stationery' media type, no
1057 holes, etc.

1058

1059 The standard media keywords that identify media sizes, such as 'iso-a4' and 'na-letter', are associated with any
1060 media in an input tray that is configured for that media size. Thus specifying media size keywords with the "media"
1061 attribute does not guarantee reproducible results from one job submission to another, since different media of the
1062 same size may be present from one time to the next. If none of the input trays are configured for that size, the
1063 association with a media instance is IMPLEMENTATION DEPENDENT.

1064

1065 The client MUST NOT supply both the "media" and the "media-col" Job Template attributes in a Job Creation
1066 request. If the client supplies such a mal-formed request by supplying both, the Printer MUST (depending on
1067 implementation) either (1) reject the request and return the 'client-error-bad-request' status code (see [RFC2911]
1068 section 13.1.4.1) or (2) use either the "media" or the "media-col" attribute, independent of the value of the "ipp-
1069 attribute-fidelity" attribute supplied by the client.

1070
1071 A number of collection Job Template attributes defined in this document have both the "media" and "media-col"
1072 member attributes. The same rule against supplying both in a request holds for those collection attributes. Those
1073 Job Template attributes whose sole purpose is to specify the media are defined so that the Printer MUST use the
1074 requested media, while those that have additional purposes as well are defined so that the Printer SHOULD use
1075 the requested media.

1076
1077 Each "media-col" value in a Printer MUST contain a value for each "media-col" member attribute supported by the
1078 Printer. That is, all "media-col" values in a Printer contain the same member attributes. The "media-col" values
1079 supported by a Printer MUST be either all combinations of supported member attribute values or a subset thereof.
1080 When a client supplies a "media-col" attribute in a Job Creation or Validate-Job request, the client NEED NOT
1081 include all "media-col" member attributes supported by the Printer.

1082
1083 When a Printer receives a "media-col" attribute in a Job Creation or Validate-Job request, it finds the specified
1084 "media-col" value in the Printer using the following "*matching algorithm*": (this algorithm effectively fills in the
1085 member attributes not supplied by the client)

- 1086
1087 1) Find all "media-col" values where each member attribute value is identical to the corresponding member
1088 attribute in the client supplied "media-col" attribute. Any member attribute not supplied by the client
1089 matches any value of the corresponding member attribute in the Printer. The Printer ignores those member
1090 attributes supplied by the client and not supported by the Printer.

- 1091
1092 2) If the number of *matched* "media-col" values is:

1093
1094 **0:** the Printer MUST either

- 1095 **a)** treat the client-supplied "media-col" value as an unsupported value (see [RFC2911] Print-Job
1096 operation) if "media-col" is not a value of the "user-defined-values-supported" attribute (see
1097 section 5.1), or
1098 **b)** accept the "media-col" value and put the Job in the 'pending-held' state if "media-col" is a
1099 value of the "user-defined-values-supported" attribute, and if the Job is otherwise accepted.

1100
1101 **1:** a Printer implementation MUST either

- 1102 **a)** use this single value of "media-col" as the value specified by the client, or
1103 **b)** use step "2 or more" below to confirm the single matched value or to eliminate it.

1104
1105 **2 or more:** a Printer MUST reduce the number "media-col" values in an implementation-defined manner
1106 to 1 or 0. If the number of values from this step is 1, the Printer implementation MUST go to step

1107 '1a)' above. If the number of values from this step is 0, the Printer implementation MUST go to step
 1108 '0' above.

1109
 1110 To reduce the number of "media-col" values, an implementation SHOULD pick an algorithm that gives
 1111 reproducible results. For example, an algorithm that picks one value at random does not give
 1112 reproducible results. The following are some possible algorithms. Others are possible too.

- 1113 a) A Printer MAY apply implementation-defined defaults for member attributes not specified by
 1114 the client and perform the matching algorithm again on the matched values. This algorithm may
 1115 result in 0 matches.
- 1116 b) A Printer MAY find the "closest" or "best" match of the matched "media-col" values. This
 1117 document doesn't attempt to define "closest" or "best", but the result MUST be a single match.
- 1118 c) A Printer MAY find the "closest" or "best" match of the matched "media-col" values that are
 1119 also ready (i.e. loaded in trays). This algorithm has a chance of being less reproducible, but
 1120 may still be sufficiently reproducible to be useful. This algorithm may yield 0 matches unless
 1121 there is a fallback, such as to the preceding algorithm (b).

1122
 1123 A Printer MUST implement either the above algorithm or one that produces equivalent results.

1124
 1125 Table 10 lists the member attributes of the "media-col" collection attribute:

1126 **Table 10 - "media-col" member attributes**

| Attribute name | attribute syntax | request | Printer Support |
|---------------------|---------------------------|---------|-----------------|
| media-key | type3 keyword name(MAX) | MAY | MAY |
| media-type | type3 keyword name(MAX) | MAY | MAY |
| media-info | text(255) | MAY | MAY |
| media-color | type3 keyword name(MAX) | MAY | MAY |
| media-pre-printed | type3 keyword name(MAX) | MAY | MAY |
| media-hole-count | integer(0:MAX) | MAY | MAY |
| media-order-count | integer(1:MAX) | MAY | MAY |
| media-size | collection | MAY | MUST |
| media-weight-metric | integer(0:MAX) | MAY | MAY |
| media-back-coating | type3 keyword name(MAX) | MAY | MAY |
| media-front-coating | type3 keyword name(MAX) | MAY | MAY |
| media-recycled | type3 keyword name(MAX) | MAY | MAY |

1127
 1128 The "media-col" collection member attributes definitions are:

1129
 1130 **3.12.1 media-key (type3 keyword | name(MAX))**

1131
 1132 The "media-key" member attribute contains the name of the media represented as a keyword or name.
 1133 Values MUST be the same as the keyword and name values for the "media" Job Template attribute and

1134 represent the same media, except for media size and input tray keywords (see section 6.3 in this document
1135 and [RFC2911] Appendix C) which MUST NOT be "media-key" values.
1136

1137 The value of this member attribute MUST be unique for each media supported by an IPP Printer instance,
1138 i.e., no two media instances can have the same "media-key" value on the same IPP Printer instance.
1139 However, the same "media-key" value can represent the same or different media on different IPP Printer
1140 instances. For example, the 'iso-a4-white' keyword might represent recycled 80 gm/mm on two Printer
1141 instances and non-recycled, 72 gm/mm on a third Printer instance. An administrator or a number of
1142 administrators within an organization MAY choose to have "media-key" values represent the same media
1143 instances across a set of Printers.
1144

1145 Note: Since the above requires that each media instance have a unique "media-key" value (if "media-key"
1146 attribute is supported), then the Printer automatically meets the requirement (see section 3.12) that each
1147 media instance have a unique combination of member attribute values.
1148

1149 Note: As with any combination of supported "media-col" member attributes, if a client supplies the "media-
1150 key" member attribute and other member attributes, the Printer will attempt to match all of the supplied
1151 member attributes, including the "media-key" value, following the algorithm defined in section 3.12. So if
1152 the supplied collection value does not match any supported "media-col" value, the Printer treats the "media-
1153 col" attribute as having an undefined attribute value. Thus, a client can ensure that the Printer maps a
1154 standard media name keyword to certain expected member attribute values.
1155

1156 The "media-key-supported" (1setOf (type3 keyword | name(MAX))) Printer attribute identifies the values
1157 of this "media-key" member attribute that the Printer supports.
1158

1159 For Printers that support a large number of media (and the "media-key" attribute), the burden of an
1160 administrator to define unique "media-key" values for each media instance could be quite large. Therefore,
1161 it is RECOMMENDED that such a Printer assign a unique "media-key" value in an
1162 IMPLEMENTATION-DEFINED manner for each media instance for which the administrator has not
1163 defined a "media-key" value, rather than refusing the media definition. The Printer also adds such
1164 generated values to its "media-key-supported" attribute. A client can supply such a Printer-generated value
1165 with either (1) the "media-key" member attribute or (2) the "media" Job Template attribute.
1166

1167 **3.12.2 media-type (type3 keyword | name(MAX))** 1168

1169 The "media-type" member attribute identifies the type of media, i.e., the media instance's predominate
1170 characteristic. Depending on implementation, the Printer MAY need to behave differently or perform
1171 different validation, depending on the type of the media. For example, prohibiting stapling transparencies
1172 or selecting a different paper path for an envelope.
1173

1174 The values and descriptions indicated with 'yes' are taken verbatim from the Printer MIB [RFC1759] and
1175 "Media Features for Display, Print, and Fax" [RFC2534] documents. Bracketed text indicates additions

1176 to these Descriptions taken from other standards. Additional values MAY be registered according to both
 1177 [REG] and [RFC2911].
 1178

| Keyword | Description | Printer MIB | RFC 2534 |
|------------------|--|-------------|----------|
| stationery | Separately cut sheets of an opaque material | yes | yes |
| transparency | Separately cut sheets of a transparent material | yes | yes |
| envelope | Envelopes that can be used for conventional mailing purposes | yes | yes |
| envelope-plain | Envelopes that are not preprinted and have no windows | yes | yes |
| envelope-window | Envelopes that have windows for addressing purposes | yes | no |
| continuous | Continuously connected sheets of an opaque material - which edge is connected is not specified | no | yes |
| continuous-long | Continuously connected sheets of an opaque material connected along the long edge | yes | no |
| continuous-short | Continuously connected sheets of an opaque material connected along the short edge | yes | no |
| tab-stock | Media with tabs [either pre-cut or full-cut] | yes | no |
| pre-cut-tabs | Media with tabs that are cut so that more than one tab is visible extending out beyond the edge of non-tabbed media in an Output-Document. | no | no |
| full-cut-tabs | Media with a tab that runs the full length of the sheet so that only one tab is visible extending out beyond the edge of non-tabbed media in an Output-Document. | no | no |
| multi-part-form | Form medium composed of multiple layers not pre-attached to one another; each sheet may be drawn separately from an input source | yes | no |
| labels | Label stock [For example, a sheet of peel-off labels]. | yes | no |
| multi-layer | Form medium composed of multiple layers which are pre-attached to one another; e.g., for use with impact printers. | yes | no |
| screen | A refreshable display | no | yes |
| screen-paged | A refreshable display which cannot scroll | no | yes |

| | | | |
|--------------|--|-----------|-----------|
| <p>other</p> | <p>The 'other' keyword value is used when the media instance does not correspond to any of the Printer's supported media types (keyword or name).</p> <p>The 'other' keyword value SHOULD NOT be used to refine the defined values. For example, the "media-type" member attribute SHOULD use the 'envelope' value for both self-sealing and moisture-required envelopes in combination with the "media-info" attributes indicating the difference, rather than using the value 'other'. Alternatively, if the Printer supports the name attribute syntax for the "media-type" member attribute and allows the 'name' attribute syntax for envelopes, the administrator could define two new "media-type" name values: 'envelope-self-sealing' and 'envelope-moisture-required'.</p> | <p>no</p> | <p>no</p> |
|--------------|--|-----------|-----------|

1179

1180

1181

1182

1183

1184

1185

1186

1187

1188

1189

1190

1191

1192

1193

1194

1195

1196

1197

1198

1199

1200

1201

1202

1203

1204

1205

1206

The "media-type-supported" (1setOf (type3 keyword | name(MAX))) Printer attribute identifies the values of this "media-type" member attribute that the Printer supports, i.e., the media types supported.

Note: The Administrator can define custom media types using the 'name' (MAX) attribute syntax of the "media-type-supported" (1setOf (type3 keyword | name(MAX))) Printer attribute, if the Printer supports the 'name' attribute syntax for this attribute. As with other Job Template and member attributes, the user can also supply user-defined media type names that are not among the values of the "media-type-supported" Printer attribute, if the Administrator has configured the Printer's "user-defined-values-supported" attribute to contain the 'media-type' attribute keyword value (see section 5.1).

3.12.3 media-info (text(255))

The "media-info" member attribute specifies information that helps describe the media instance for human consumption. This attribute can also be used to distinguish two media instances for which all other member attributes (except "media-key", if implemented) are the same. For example, this member attribute could be used to distinguish between self-sticking and moisture-required envelopes, both of which have a "media-type" value of 'envelope'.

The "media-info-supported" (boolean) Printer attribute indicates whether or not the Printer supports the "media-info" member attribute.

3.12.4 media-color (type3 keyword | name(MAX))

The "media-color" member attribute indicates the desired color of the media being specified.

Standard keyword values for "media-color" are:

| | |
|-------------|---|
| 'no-color' | The specified media should have no color. |
| 'white' | The specified media should be white. |
| 'pink' | The specified media should be pink. |
| 'yellow' | The specified media should be yellow. |
| 'blue' | The specified media should be blue. |
| 'green' | The specified media should be green. |
| 'buff' | The specified media should be buff. |
| 'goldenrod' | The specified media should be goldenrod. |
| 'red' | The specified media should be red. |
| 'gray' | The specified media should be gray. |
| 'ivory' | The specified media should be ivory. |
| 'orange' | The specified media should be orange. |

1207

1208

1209

1210

1211

1212

1213

1214

1215

1216

1217

1218

1219

1220

1221

1222

1223

1224

1225

1226

1227

Note: The standard keyword values for the "media-color" attribute are derived primarily from the Printer MIB [RFC1759] prtInputMediaColor standard values with the addition of 'blue', 'red', 'gray', 'ivory', 'orange', and 'no-color' (instead of 'transparent' - see 'transparency' in "media-type", section 3.12.2).

The "media-color-supported" (1setOf (type3 keyword | name(MAX))) Printer attribute identifies the values of this "media-color" member attribute that the Printer supports, i.e., the colors supported.

The Administrator can define custom paper colors using the 'name' (MAX) attribute syntax of the "media-color-supported" (1setOf (type3 keyword | name(MAX))) Printer attribute. Note: as with other Job Template and member attributes, the user can also supply user-defined color names that are not among the values of the "media-color-supported" Printer attribute, if the Administrator has configured the Printer's "user-defined-values-supported" attribute to contain the 'media-color' attribute keyword value (see section 5.1).

3.12.5 media-pre-printed (type3 keyword | name(MAX))

The "media-pre-printed" member attribute indicates that the pre-printed characteristics of the desired media. Examples of pre-printed media include forms and company letterhead. The standard keyword values for "media-pre-printed" are:

| | |
|---------------|--|
| 'blank' | The desired medium is not pre-printed. The Printer MAY use an electronic representation of a form, if the medium has some imaged information already associated with it. |
| 'pre-printed' | The desired medium is pre-printed; the other attributes identify which medium instance and so what is actually pre-printed. |
| 'letter-head' | The site-defined letter head pre-printed is desired. |

1228

1229

The "media-pre-printed-supported" (1setOf (type3 keyword | name(MAX))) Printer attribute identifies the

1230 values of this "media-pre-printed" member attribute that the Printer supports.

1231

1232 **3.12.6 media-hole-count (integer(0:MAX))**

1233

1234 The "media-hole-count" member attribute indicates the number of pre-drilled holes in the desired media. A
1235 value of 0 (zero) indicates that no holes should be present in the media.

1236

1237 The "media-hole-count-supported" (1setOf rangeOfInteger(0:MAX)) Printer attribute identifies the ranges
1238 of values of this "media-hole-count" member attribute that the Printer supports.

1239

1240 **3.12.7 media-order-count (integer(1:MAX))**

1241

1242 The "media-order-count" member attribute indicates the number of sheets, within an ordered sequence of
1243 sheets; after which the sequence begins to repeat. For example, third cut tab stock in which all three forms
1244 are present has an order count of 3 (this is also sometimes called the modulus of the ordered media). Full-
1245 cut tab stock MAY have an order count greater than 1 if it has an ordered sequence, such as a cycle of
1246 colors or cycle of pre-printing.

1247

1248 If the "media-order-count" is 1, then all media is the same.

1249

1250 The "media-order-count-supported" (rangeOfInteger(1:MAX)) Printer attribute identifies the range of
1251 values of this "media-order-count" member attribute that the Printer supports.

1252

1253 **3.12.8 media-size (collection)**

1254

1255 The "media-size" member attribute is a collection that explicitly specifies the numerical media width and
1256 height dimensions.

1257

1258 It is RECOMMENDED that a client localize the collection values to the size names that users are familiar
1259 with, such as 'letter' and 'A4', possibly also including the exact dimensions as well (and in the units
1260 appropriate for the user's locale). If a client does not recognize a pair of numbers as a named size, it can
1261 simply display the two numbers instead. Thus the pair of size dimensions serve the same function as
1262 keyword values, except that the client has an obvious fallback display for an unrecognized pair, namely, the
1263 actual dimension numbers.

1264

1265 The "media-size" collection member attributes are:

1266

1267

Table 11 - "media-size" member attributes

| Attribute name | attribute syntax | request | Printer Support |
|----------------|------------------|---------|-----------------|
| x-dimension | integer (0:MAX) | MUST | MUST |

| | | | |
|-------------|-----------------|------|------|
| y-dimension | integer (0:MAX) | MUST | MUST |
|-------------|-----------------|------|------|

3.12.8.1 x-dimension (integer(0:MAX))

Indicates the size of the media in hundredths of a millimeter along the bottom edge of the media. See section 2.3 regarding the coordinate system. This unit is equivalent to 1/2540 th of an inch resolution.

3.12.8.2 y-dimension (integer(0:MAX))

Indicates the size of the media in hundredths of a millimeter along the left edge of the media. See section 2.3 regarding the coordinate system. This is equivalent to 1/2540 th of an inch resolution.

3.12.8.3 media-size-supported (1setOf collection)

Indicates the sizes supported by the Printer. A requested media size dimension matches a supported media dimension if it is within an implementation-defined tolerance. For example, PostScript [redbook] specifies a tolerance of 5 points (5/72 of an inch = 1.7 mm) of a supported dimension, i.e., within 176 units of the value of the dimension.

The "media-size-supported " collection member attributes are:

Table 12 - "media-size-supported" member attributes

| Attribute name | attribute syntax | request | Printer Support |
|----------------|--|---------|-----------------|
| x-dimension | integer (1:MAX) rangeOfInteger (1:MAX) | MUST | MUST |
| y-dimension | integer (1:MAX) rangeOfInteger (1:MAX) | MUST | MUST |

3.12.8.3.1 x-dimension (integer(1:MAX) | rangeOfInteger(1:MAX))

Indicates the size of the media in hundredths of a millimeter along the bottom edge of the media. This is equivalent to 1/2540 th of an inch resolution. The rangeOfInteger attribute syntax accommodated variable size implementations, such as printers supporting adjustable input trays and web printers. See section 2.3 regarding the coordinate system and section 5.1 regarding user-define media sizes.

3.12.8.3.2 y-dimension (integer(1:MAX) | rangeOfInteger(1:MAX))

Indicates the size of the media in hundredths of a millimeter along the left edge of the media.

1302 This is equivalent to 1/2540 th of an inch resolution. The rangeOfInteger attribute syntax
 1303 accommodated variable size implementations, such as printers supporting adjustable input
 1304 trays and web printers. See section 2.3 regarding the coordinate system and section 5.1
 1305 regarding user-defined media sizes.
 1306

1307 **3.12.9 media-weight-metric (integer(0:MAX))**
 1308

1309 The "media-weight-metric" member attribute indicates the weight of the desired media rounded to the
 1310 nearest whole number of grams per square meter.
 1311

1312 The "media-weight-metric-supported" (1setOf integer(MAX)) Printer attribute identifies the values of this
 1313 "media-weight-metric" member attribute that the Printer supports, i.e., the weights supported in metric
 1314 units.
 1315

1316 **3.12.10 media-front-coating (type3 keyword | name(MAX)) and media-back-coating (type3
 1317 keyword | name(MAX))**
 1318

1319 The "media-front-coating" and "media-back-coating" member attributes indicate what pre-process coating
 1320 has been applied to the front and back of the desired media, respectively.
 1321

1322 Standard keyword values for "media-front-coating" and "media-back-coating" are:
 1323

| | |
|--------------|--|
| 'none' | Indicated that the media MUST not have any coating. |
| 'glossy' | Indicates that the media MUST have a "glossy" coating. |
| 'high-gloss' | Indicates that the media MUST have a "high-gloss" coating. |
| 'semi-gloss' | Indicates that the media MUST have a "semi-gloss" coating. |
| 'satin' | Indicates that the media MUST have a "satin" coating. |
| 'matte' | Indicates that the media MUST have a "matte" coating. |

1324
 1325 The "media-front-coating-supported" (1setOf (type3 keyword | name(MAX))) and "media-back-coating-
 1326 supported" (1setOf (type3 keyword | name(MAX))) Printer attribute identifies the values of these "media-
 1327 front-coating" and "media-back-coating" member attributes that the Printer supports.
 1328

1329 **3.12.11 media-recycled (type3 keyword | name(MAX))**
 1330

1331 The "media-recycled" member attribute indicates the recycled characteristics of the media. The standard
 1332 keyword values are:
 1333

| | |
|------------|---|
| 'none' | The media MUST NOT be recycled. |
| 'standard' | The media MUST be the site-defined standard recycled stock. |

1334
 1335 If this member attribute is supported, the Printer MUST support at least the 'none' and 'standard' values.

1336

1337

The "media-recycled-supported" (1setOf (type3 keyword | name(MAX))) Printer attribute identifies the values of this "media-recycled" member attribute that the Printer supports, i.e., the recycled characteristics supported, which MUST include the 'none' keyword value so that validation follows the normal rules.

1339

1340

1341

3.12.12 media-default (type3 keyword | name(MAX)) and media-col-default (collection)

1342

1343

The "media-default" (see [RFC2911] section 4.2.11) and the "media-col-default" Printer attributes specify the media that the Printer uses, if the client omits both the "media" and the "media-col" Job Template attributes in the Job Creation operation (and the PDL doesn't include a media specification). The member attributes are defined in Table 10. A Printer MUST support the same member attributes for this default collection attribute as it supports for the corresponding "media-col" Job Template attribute.

1344

1345

1346

1347

1348

1349

The "media-default" and "media-col-default" Printer attributes MUST both be configured to specify the same media instance. If the administrator sets one of them to a value (either locally or with the Set-Printer-Attributes operation - see [ipp-set]), the Printer MUST set the other attribute's value to specify the same media instance or to the 'unknown' out-of-band value, if there isn't a corresponding value to be set for the other attribute. If a client attempts to set both attributes, but their values specify different media instances, the Printer MUST reject the Set-Printer-Attributes operation and return the 'client-error-conflicting-attributes' status code. The reason to have both default attributes configured, is so that clients that only know about the "media" attribute will see the "media-default" attribute, while clients that know about the "media-col" attribute will be able to determine the characteristics of the media default.

1350

1351

1352

1353

1354

1355

1356

1357

1358

1359

3.12.13 media-ready (1setOf (type3 keyword | name(MAX))) and media-col-ready (1setOf collection)

1360

1361

The "media-ready" (see [RFC2911] section 4.2.11) and "media-col-ready" Printer attribute identifies the media that are available for use without human intervention, i.e., the media that are ready to be used without human intervention. The collection value MUST have all of the member attributes that are supported in Table 10. If this attribute is supported, the Printer MUST support the IPP/1.1 "media-ready" (1setOf (type3 keyword | name(MAX))) Printer attribute also. The *i* th value of the "media-ready" corresponds to the *i* th value of the "media-col-ready" attribute, so that the client can correlate the media name or keywords with the collection values, i.e., determine the characteristics of each ready media instance.

1362

1363

1364

1365

1366

1367

1368

1369

1370

1371

3.12.14 media-col-supported (1setOf type2 keyword)

1372

The "media-col-supported" Printer attribute identifies the keyword names of the member attributes supported in the "media-col" collection Job Template attribute, i.e., the keyword names of the member attributes in Table 10 that the Printer supports.

1373

1374

1375

1376

1377 **3.13 media-input-tray-check (type3 keyword | name(MAX))**
 1378

1379 The "media-input-tray-check" Job Template attribute indicates that the Printer MUST check that the
 1380 characteristics of the media in the identified input tray are the same as characteristics of the media identified by the
 1381 Job's "media" Job Template attribute or *matched* (see section 3.12) by the Job's "media-col" Job Template
 1382 attribute. The keyword values are the same input tray keyword values as are defined for the "media" Job Template
 1383 attribute (see section 6.3 in this document and [RFC2911] Appendix C), i.e., 'top', 'middle', 'bottom', etc.
 1384

1385 Independent of the "ipp-attributes-fidelity" operation attribute supplied by the client, if the characteristics differ, the
 1386 Printer adds the 'resources-are-not-ready' value (see section 6.1) to the job's "job-state-reasons" attribute and
 1387 MAY either (1) put the job into the 'pending-held' state or (2) start to process the job normally, but immediately
 1388 stop the job ("job-state" = 'processing-stopped') and the Printer ("printer-state" = 'stopped'). In either
 1389 implementation, the operator can change the media in the input tray to agree with the job or can modify the job's
 1390 "media" or "media-col" attributes to agree with the input tray, depending on policy.
 1391

1392 **3.14 page-delivery (type2 keyword)**
 1393

1394 This attribute indicates whether print-stream pages of the job are to be delivered to the output bin or finisher in the
 1395 same page order as the original document, or, in reverse of that order, and, whether the print-stream pages are
 1396 delivered face up or face down. The "page-delivery" attribute specifies the intent based on the "original document"
 1397 page order. See section 2.4 for a complete discussion on the ordering of print-stream pages.
 1398

1399 Standard keyword values for page delivery are:
 1400

| | |
|---------------------------|--|
| 'same-order-face-up' | The media sheets that represent the printed document MUST be delivered to the output bin or finishing device in the same order as defined by the "page-order-received" attribute. Further, side one of each sheet MUST be delivered face up to the output bin or finishing device. |
| 'same-order-face-down' | The media sheets that represent the printed document MUST be delivered to the output bin or finishing device in the same order as defined by the "page-order-received" attribute. Further, side one of each sheet MUST be delivered face down to the output bin or finishing device. |
| 'reverse-order-face-up' | The media sheets that represent the printed document MUST be delivered to the output bin or finishing device in the reverse order by the "page-order-received" attribute. Further, side one of each sheet MUST be delivered face up to the output bin or finishing device. |
| 'reverse-order-face-down' | The media sheets that represent the printed document MUST be delivered to the output bin or finishing device in the reverse order by the "page-order-received" attribute. Further, side one of each sheet MUST be delivered face down to the output bin or finishing device. |

| | |
|--------------------|---|
| 'system-specified' | The Printer selects the most efficient delivery order based on other Job Template attributes supplied by the client, such as "finishings", "finishings-col", and "page-order-received". |
|--------------------|---|

1401

1402 The "page-delivery" attribute is often used in conjunction with on-line and off-line finishing devices. The intent is to
 1403 be able to deliver the media sheets in either the order of the page-stream pages as defined in the "original
 1404 document" or in the reverse of that order.

1405

1406 **3.14.1 Interaction with the "page-order-received" attribute**

1407

1408 The "page-order-delivery" attribute is dependent on the value of the "page-order-received" attribute
 1409 (defined in section 3.15 below):

1410

| "page-order-received" | "page-delivery" | Description of behavior |
|-----------------------|---------------------------|---|
| '1-to-n-order' | 'same-order-face-up' | The first print-stream page in the "document data" MUST be the first print-stream page delivered, followed by the second "print-stream" page, and so on. Further, each media sheet MUST be delivered with side one of the sheet facing up. |
| '1-to-n-order' | 'same-order-face-down' | The first print-stream page in the "document data" MUST be the first print-stream page delivered, followed by the second "print-stream" page, and so on. Further, each media sheet MUST be delivered with side one of the sheet facing down. |
| '1-to-n-order' | 'reverse-order-face-up' | The last print-stream page in the "document data" MUST be the first print-stream page delivered, followed by the second to last "print-stream" page, and so on. Further, each media sheet MUST be delivered with side one of the sheet facing up. |
| '1-to-n-order' | 'reverse-order-face-down' | The last print-stream page in the "document data" MUST be the first print-stream page delivered, followed by the second to last "print-stream" page, and so on. Further, each media sheet MUST be delivered with side one of the sheet facing down. |
| 'n-to-1-order' | 'same-order-face-up' | The first print-stream page in the "document data" MUST be the first print-stream page delivered, followed by the second "print-stream" page, and so on. Further, each media sheet MUST be delivered with side one of the sheet facing up. |
| 'n-to-1-order' | 'same-order-face-down' | The first print-stream page in the "document data" MUST be the first print-stream page delivered, followed by the second "print-stream" page, and so on. Further, each media sheet MUST be delivered with side one of the sheet facing down. |

| | | |
|----------------|---------------------------|---|
| 'n-to-1-order' | 'reverse-order-face-up' | The last print-stream page in the "document data" MUST be the first print-stream page delivered, followed by the second to last "print-stream" page, and so on. Further, each media sheet MUST be delivered with side one of the sheet facing up. |
| 'n-to-1-order' | 'reverse-order-face-down' | The last print-stream page in the "document data" MUST be the first print-stream page delivered, followed by the second to last "print-stream" page, and so on. Further, each media sheet MUST be delivered with side one of the sheet facing down. |

1411
 1412
 1413
 1414
 1415
 1416
 1417
 1418
 1419
 1420
 1421
 1422
 1423

3.15 page-order-received (type2 keyword)

This attribute specifies the page order of the print-stream pages defined in the document data. The "page-order-received" attribute does not provide any direct processing instructions, it only provides information about the page order so that the client can specify ordinal page numbers with respect to the original source document, rather than having to take into account whether the print stream pages are being sent "one to N" or "N to one". For example, consider such Job Template attributes as "insert-sheet" (section 3.4) and "page-overrides" (see [ipp-override]). See section 2.4 for a complete discussion of print-stream page order.

Standard keyword values for "page-order-received" are:

| | |
|----------------|--|
| '1-to-n-order' | The print-stream pages defined in the document data are in the same order as the original document. |
| 'n-to-1-order' | The print-stream pages defined in the document data are in the reverse order of the original document. |

1424
 1425
 1426
 1427
 1428
 1429
 1430
 1431
 1432

The "page-order-received" attribute applies to all documents in a Job Creation or Document Creation request. If a job consists of multiple documents, and all of the documents are not in the same page order, either '1-to-n-order' or 'reverse,' then inconsistent processing of other Job Template attributes that depend on "page-order-received" may occur.

If the "page-order-received" attribute is not present in a Job Creation or Document Creation request, then the printer SHOULD assume a value of '1-to-n-order.'

3.16 presentation-direction (type2 keyword)

1433
 1434
 1435
 1436
 1437
 1438
 1439
 1440

This attribute specifies the order that the Printer places page images on an impression (i.e. one side of a sheet). This attribute is especially useful to control the presentation direction in languages or multi-lingual documents that have more than one presentation direction, but may be used with any language. For example of the former, in Japanese text on pages can have a presentation direction that is either top-to-bottom-right-to-left or left-to-right-top-to-bottom. For an example of the latter, a mixed English and Hebrew document, text on pages can have a presentation direction that is either left-to-right-top-to-bottom or right-to-left-top-to-bottom. This attribute allows

1441 the client to specify the placement of page images on impressions to mirror the direction of the text on pages.

1442

1443 Each keyword value that a client supplies for this attribute **MUST** be a value of the “presentation-direction-
1444 supported (1setOf type2 keyword)” attribute. Table 13 below shows the standard values. A Printer **MUST**
1445 support at least one of value of Table 13. It **MAY** support any additional values from Table 13.

1446

1447 Table 13 shows the 8 standard values for this attribute. The name of each attribute value suggests the order of
1448 laying out pages on an impression when a human reader is holding the sheet in the proper orientation (i.e oriented
1449 so text is oriented for normal reading). For each ‘toxxx-toyyy’ value, the images are placed according to the
1450 ‘toxxx’ direction, and then according to the ‘toyyy’ direction, and the first image is placed in the corner diagonally
1451 opposite the ‘xxx-yyy’ corner. For example, ‘tright-tobottom’ starts in the upper-left corner (which is diagonally
1452 opposite the ‘right-bottom’ corner). The images are placed from left to right in a line, and the line progression is
1453 from top to bottom.

1454

1455 Table 13 has a separate column to show the order for each orientation. For example, if the orientation is
1456 ‘landscape’, then the order of pages appears to be the same as portrait if the viewer rotates the sheet 90 degrees
1457 clockwise. Note: the coordinate system for this attribute is relative to the orientation of the sheets, unlike other Job
1458 Template attributes, such as “finishings”, “finishing-col” (see section 3.2), and the image shifting attributes (see
1459 section 3.18) which are absolute (i.e., as if the sheets were ‘portrait’ - see section 2.3). The reason that this
1460 attribute has a relative coordinate system, is that the client may not know what the orientation of the document
1461 actually is, especially if the client did not generate the document.

1462

1463 The Printer determines the orientation in the following way:

1464

1465 1) The value of the “orientation-requested” attribute is determined as follows:

1466

a) If the client supplies the “orientation-requested” attribute, that attribute specifies the orientation.

1467

b) If the client doesn’t supply the “orientation-requested” attribute and the Printer is able to determine
1468 the orientation by inspecting the document, that is the orientation.

1469

c) If the client doesn’t supply the “orientation-requested” attribute and the Printer is not able to
1470 determine the orientation by inspecting the document, the orientation is the value specified by the
1471 “orientation-requested-default” Printer attribute.

1472

2) The value of orientation used by the “presentation-direction” attribute for laying out pages on the
1473 impression is as follows:

1474

a) If the value of the “number-up” attribute is a power of 4, e.g. 1 and 4, the value from step 1 is the
1475 value.

1476

b) If the value of the “number-up” attribute is 2 times the power of 4, e.g. 2 and 8, the value is:

1477

i) ‘landscape’ if the value from step 1 is ‘portrait’

1478

ii) ‘portrait’ if the value from step 1 is ‘landscape’

1479

1480

- 1481 iii) ‘reverse-landscape’ if the value from step 1 is ‘reverse-portrait’
- 1482 iv) ‘reverse-portrait’ if the value from step 1 is ‘reverse-landscape’
- 1483
- 1484 c) If the value of “number-up” is any other value, e.g. 3, 6 or 12, the value is IMPLEMENTATION
- 1485 DEFINED.
- 1486

1487 When a Printer lays out page images on one side of a sheet, the “presentation-direction” attribute determines the
 1488 order of laying out each page and the frame of reference for that order is specified by the orientation determined
 1489 from the above algorithm. For example, if the value of “presentation-direction” is ‘toright-tobottom’ (English
 1490 order), the Printer lays out 4 page images in the order of top-left, top-right, bottom-left and bottom-right in the
 1491 frame of reference specified by the determined orientation. The top row of Table 13 shows this sample
 1492 presentation direction.

1493

1494 If the Printer supports the “page-order-received” attribute and the value of the attribute is 'n-to-1-order', then the
 1495 Printer MUST place the pages in reverse order on each impression. For example, if the “number-up” attribute has
 1496 the value of 4, the first page of each impression is placed in the position labeled “4” in Table 13. If a Printer knows
 1497 the number of pages in the document, it MUST treat the first impression as the logical last impression and place the
 1498 first page according to the following formula:

1499

1500
$$P = ((N-1) \text{ mod } n) + 1$$

- 1501 Where P is the number of pages on the logical last image (first impression printed).
- 1502 Where N is the number of pages in the document
- 1503 Where n is the value of the “number-up” attribute

1504 On the logical last page (first impression printed), the Printer MUST put the first page at position ‘P’ on the
 1505 impression.

1506

1507 A pictorial representation of each "presentation-direction" value for a "number-up" value of 4 and the orientation as
 1508 shown below:

1509 **Table 13 - Standard Values for the “presentation direction” Attribute**

| Value | Portrait | Landscape | Reverse-Landscape | Reverse-Portrait |
|--------------------|----------|-----------|-------------------|------------------|
| 'toright-tobottom' | | | | |
| 'tobottom-toright' | | | | |
| 'toleft-tobottom' | | | | |

| Value | Portrait | Landscape | Reverse-Landscape | Reverse-Portrait |
|-------------------|----------|-----------|-------------------|------------------|
| 'tobottom-toleft' | | | | |
| 'tright-totop' | | | | |
| 'totop-tright' | | | | |
| 'toleft-totop' | | | | |
| 'totop-toleft' | | | | |

1510

1511

1512 3.17 separator-sheets (collection)

1513

1514 This attribute specifies which separator sheets MUST be printed with the job. Separator sheets are used to
 1515 separate individual copies of a multiple copy job (i.e., when the "copies" attribute is greater than 1). The
 1516 "separator-sheets" attribute is dependent both on the value of "multiple-document-handling" and on the value of
 1517 "sheet-collate" (see [ipp-prog]). See sections 2.2 and 3.17.1 for a detailed description and examples of what
 1518 constitutes a "set."

1519

1520 Separator sheets may either be non-imaged sheets, or may contain Printer generated information.

1521

1522 The 'collection' attribute syntax allows a client to specify media for job separator sheets that is different than the
 1523 current media being used for the print-stream page impressions. The collection consists of:

1524

1525

Table 14 - "separator-sheets" member attributes

| Attribute name | attribute syntax | request | Printer Support |
|-----------------------|---------------------------|--|-----------------|
| separator-sheets-type | type3 keyword name(MAX) | MUST | MUST |
| media | type3 keyword name(MAX) | MAY be neither or one of, but NOT both | MUST |
| media-col | collection | | MAY |

1526

1527
1528
1529
1530
1531
1532

3.17.1 separator-sheet-type (type3 keyword | name(MAX))

The "separator-sheets-type" member attribute specifies which separator sheets type the Printer MUST use for the separator sheets. Standard keyword values are:

| | |
|---------------|---|
| 'none' | No separator sheets are to be delivered with the printed output. |
| 'slip-sheets' | A separator sheet MUST be printed between "sets" of the job. |
| 'start-sheet' | A separator sheet MUST be printed to indicate the start of each "set" of the job. |
| 'end-sheet' | A separator sheet MUST be printed to indicate the end of each "set" of the job. |
| 'both-sheets' | Separator sheets MUST be printed to indicate both the start and end of each "set" of the job. |

1533
1534
1535
1536
1537
1538
1539
1540
1541

Example 1: A job is created consisting of a single document, with the

- a) the value of the "copies" attribute is '3',
- b) the value of "job-sheets" attribute is 'job-both-sheets' (see section 6.2), and
- c) the value of the "separator-sheets-type" attribute is 'slip-sheets'.

If each of the 3 "sets" is denoted by (J1), (J2), (J3), a job-sheet is denoted by X, and a separator sheet is denoted by S, then the delivered output would be: X (J1) S (J2) S (J3) X If the value of the "separator-sheets-type" is 'start-sheet' instead, then the delivered output would be: X S (J1) S (J2) S (J3) X

1542
1543
1544
1545
1546
1547
1548

Example 2: A job is created consisting of two documents J and K, with

- a) the value of "copies" attribute is '3',
- b) the value of "job-sheets" attribute is 'job-both-sheets' (see section 6.2),
- c) the value of the "separator-sheets-type" attribute is 'slip-sheets',
- d) the value of the "sheet-collate" attribute is 'collated' and
- e) the value of the "multiple-document-handling" attribute is 'separate-documents-uncollated-copies'.

If each of the "sets" is denoted by (J1), (J2), (J3), (K1), (K2), (K3), a job-sheet is denoted by X, and a separator sheet is denoted by S, then the delivered output would be: X (J1) S (K1) S (J2) S (K2) S (J3) S (K3) X

1552
1553
1554
1555

If for example 2, the value of the "separator-sheets-type" is 'start-sheet' instead, then the delivered output would be: X S (J1) S (K1) S (J2) S (K2) S (J3) S (K3) X.

1556
1557
1558

If for example 2, the value of the "multiple-document-handling" attribute is 'separate-documents-uncollated-copies', then the delivered output would be: X (J1) S (J2) S (J3) S (K1) S (K2) S (K3) X.

1559
1560
1561
1562

If for example 2, the value of the "sheet-collate" attribute is 'uncollated', then the delivered output would be: X (JP1) S (JP2) S (JP3) S (KP1) S (KP2) X where JPn are 3 copies of page n of Job J and KPn are 3 copies of page n of Job K. Job J has 3 pages and Job K has two in this example..

1563 The "separator-sheets-type-supported" (1setOf (type3 keyword | name(MAX))) Printer attribute identifies
1564 the values of this "separator-sheet-type" member attribute that the Printer supports, i.e., the type names of
1565 the separator sheets.
1566

1567 **3.17.2 media (type3 keyword | name(MAX)) or media-col (collection)**

1568

1569 Either the "media" (defined in [RFC2911] section 4.2.11) or the "media-col" member attribute is used to
1570 indicate the media that the Printer MUST use for the job separator sheet. The member attributes are the
1571 same as those for the "media-col" attribute shown in Table 10.
1572

1573 If the client omits both the "media" and the "media-col" member attributes, then the implementation selects a
1574 media instance (by means outside the scope of this document) that is appropriate for separator sheets. The
1575 client MUST NOT supply both the "media" and the "media-col" member attribute. If client supplies such a
1576 mal-formed request by supplying both, the Printer MUST (depending on implementation) either (1) reject
1577 the request and return the 'client-error-bad-request' status code (see [RFC2911] section 13.1.4.1) or (2)
1578 use either the "media" or the "media-col" member attribute, independent of the value of the "ipp-attribute-
1579 fidelity" attribute supplied by the client.
1580

1581 Since this "media" member attribute has the same name as the "media" Job Template attribute defined in
1582 [RFC2911] section 4.2.11), the "media-supported" (1setOf (type3 keyword | name(MAX))) Printer
1583 attribute (also defined in [RFC2911] section 4.2.11) identifies the values of this "media" member attribute
1584 (as well as the values of the "media" Job Template attribute) that the Printer supports, i.e., the names of the
1585 supported media.
1586

1587 Since this "media-col" member attribute has the same name as the "media-col" Job Template attribute
1588 defined in section 3.12), the "media-col-supported" Printer attribute (defined in section 3.12.14) identifies
1589 the keyword names of the member attributes supported in this "media-col" member attribute (as well as the
1590 keyword names of the "media-col" Job Template attribute), i.e., the names of the member attributes in
1591 Table 10 that the Printer supports.
1592

1593 **3.17.3 separator-sheets-default (collection)**

1594

1595 The "separator-sheets-default" Printer attributes specify the separator sheets that the Printer MUST
1596 provide, if any, if the client omits the "separator-sheets" Job Template attribute. The member attributes are
1597 defined in Table 14. A Printer MUST support the same member attributes for this default collection
1598 attribute as it supports for the corresponding "separator-sheets" Job Template attribute.
1599

1600 **3.17.4 separator-sheets-supported (1setOf type2 keyword)**

1601

1602 The "separator-sheets-supported" attribute identifies the keyword names of the member attributes
1603 supported in the "separator-sheets" collection Job Template attribute, i.e., the names of the member
1604 attributes in Table 14 that the Printer supports.

1605

1606 **3.18 Impression Image Shifting Attributes**

1607

1608 The attributes defined in this sub-section shift the impression images as specified in the attribute definition. The
 1609 Printer MUST apply this shifting to the resulting impression *after* creating a single impression from a number of
 1610 page images as specified by either (1) the "number-up" attribute (see [RFC2911] sections 4.2.9 and 15.3) or any
 1611 other attribute that specifies imposition. In other words, these attributes affect the impression, not individual page
 1612 images.

1613

1614 The Printer determines the value for each attribute in this section as follows:

- 1615 a) if the client supplies a value and the Printer supports the attribute, the Printer uses that value,
- 1616 b) otherwise, if the corresponding "xxx-default" attribute is configured, the Printer uses that value,
- 1617 c) otherwise, the Printer uses the value of 0 for each integer valued attribute and 'none' for each
 1618 keyword-valued attribute. These values cause the Printer to position the image as it normally would
 1619 without these attributes.

1620

1621 To implement these attributes, the Printer first positions the impression image using the values it obtains for the "x-
 1622 image-position" and "y-image-position" attributes. Then it shifts the impression image by the amount it obtains for
 1623 the "x-image-shift" and "y-image-shift" attributes. Finally, for the front side of a sheet, it shifts the impression image
 1624 by the amount it obtains for the "x-side1-image-shift" and "y-side1-image-shift" or for the back side of a sheet, it
 1625 shifts the impression image by the amount it obtains for the "x-side2-image-shift" and "y-side2-image-shift"
 1626 attributes.

1627

1628 **3.18.1 x-image-position (type2 keyword)**

1629

1630 This attribute causes the specified edge of the impression image to be positioned at a specified location. One
 1631 standard value causes the impression to be centered along the x-axis on the media to which it is applied. Two other
 1632 standard values specify that the location is co-incident with the specified edge of the printable area by moving the
 1633 image parallel to the x-axis on the media to which it is applied.

1634

1635 Standard keyword values are:

| | |
|-------------------|--|
| 'none' | Place the impression wherever the print data specifies. |
| 'center-on-media' | Center the impression between the physical edges of the medium by moving the impression in the direction parallel to the x-axis |
| 'left' | Position the left edge of the impression image so that it is co-incident with the left edge of the printable area of the medium. |
| 'right' | Position the right edge of the impression image so that it is co-incident with the right edge of the printable area of the medium. |

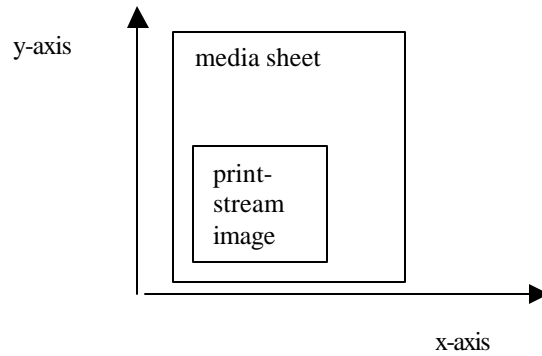
1636

1637 Note: the 'center-on-media' value is centered with respect to the physical edges of the medium rather than the
 1638 printable area because the printable area may have different left and right margins. If there were two separate
 1639 attribute, one for values that are medium-relative and one for values that are relative to printable area, the rules for

1640 defaulting would be complicated.

1641

1642 For example, if the print-stream image normally is placed on the media sheet as follows:

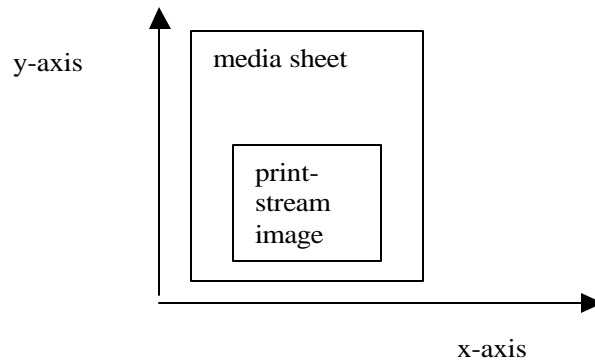


1643

1644

1645 with the value of 'center-on-media', the result would be:

1646

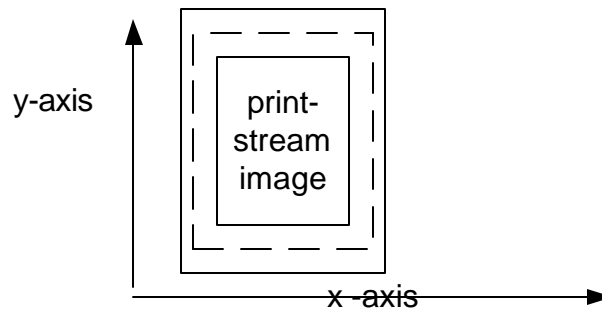


1647

1648

1649

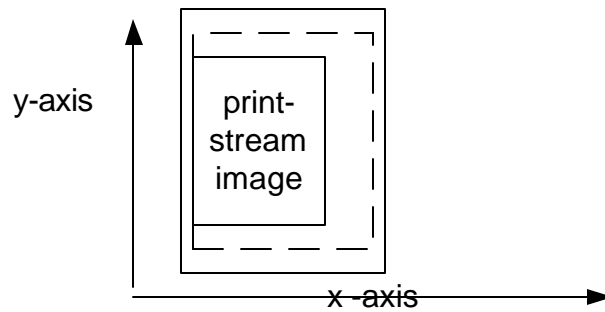
1650 If the print-stream image normally is placed on the media sheet as follows where the dashed line indicates the edge
1651 of the printable area on the media sheet:



1652

1653 with the value of 'left', the result would be:

1654



1655

1656 **3.18.2 x-image-shift (integer(MIN:MAX))**

1657

1658 This attribute causes the impression on both sides of each sheet, to be shifted in position with respect to the media
 1659 on which the impression is to be rendered. The direction of shift **MUST** be along the x-axis of the Coordinate
 1660 System (see section 2.3) with respect to the medium. The sign of the value indicates the direction of the shift.

1661

1662 The unit of measure for this attribute is hundredths of a millimeter. This is equivalent to 1/2540th of an inch
 1663 resolution.

1664

1665 **3.18.3 x-side1-image-shift (integer(MIN:MAX))**

1666

1667 This attribute causes the impression, on the front of each sheet, to be shifted in position with respect to the media
 1668 on which the impression is to be rendered. The direction **MUST** be along the x-axis of the Coordinate System
 1669 (see section 2.3) with respect to the medium. The sign of the value indicates the direction of the shift.

1670

1671 If the bind edge is along the y-axis, then a bind edge image shift can be accomplished by applying impression shifts
 1672 of equal magnitude, and opposite sign, to the "x-side1-image-shift" and "x-side2-image-shift" attributes,
 1673 respectively (assuming that the "sides" attribute is 'two-sided-long-edge').

1674

1675 The unit of measure for this attribute is hundredths of a millimeter. This is equivalent to 1/2540th of an inch
 1676 resolution.

1677

1678 **3.18.4 x-side2-image-shift (integer(MIN:MAX))**

1679

1680 This attribute causes the impression, on the back of each sheet, to be shifted in position with respect to the media
 1681 on which the impression is to be rendered. The direction of shift **MUST** be along the x-axis of the Coordinate
 1682 System (see section 2.3) with respect to the medium. The sign of the value indicates the direction of the shift.

1683

1684 If the bind edge is along the y-axis, then a bind edge image shift can be accomplished by applying impression shifts
 1685 of equal magnitude, and opposite sign, to the "x-side1-image-shift" and "x-side2-image-shift" attributes,
 1686 respectively (assuming that the "sides" attribute is 'two-sided-long-edge').

1687

1688 The unit of measure for this attribute is hundredths of a millimeter. This is equivalent to 1/2540th of an inch
 1689 resolution.

1690

1691 **3.18.5 y-image-position (type2 keyword)**

1692

1693 This attribute causes the specified edge of the impression image to be positioned at a specified location. One
 1694 standard value causes the impression to be centered along the y-axis on the media to which it is applied. Two other
 1695 standard values specify that the location is co-incident with the specified edge of the printable area by moving the
 1696 image parallel to the y-axis on the media to which it is applied.

1697

1698 Standard keyword values are:

1699

| | |
|-------------------|--|
| 'none' | Place the impression wherever the print data specifies. |
| 'center-on-media' | Center the impression between the physical edges of the medium by moving the impression in the direction parallel to the y-axis |
| 'top' | Position the top edge of the impression image so that it is co-incident with the top edge of the printable area of the medium. |
| 'bottom' | Position the bottom edge of the impression image so that it is co-incident with the bottom edge of the printable area of the medium. |

1700

1701 **3.18.6 y-image-shift (integer(MIN:MAX))**

1702

1703 This attribute causes the impression on both sides of each sheet, to be shifted in position with respect to the media
 1704 on which the impression is to be rendered. The direction of shift MUST be along the y-axis of the Coordinate
 1705 System (see section 2.3) with respect to the medium. The sign of the value indicates the direction of the shift.

1706

1707 The unit of measure for this attribute is hundredths of a millimeter. This is equivalent to 1/2540th of an inch
 1708 resolution.

1709

1710 **3.18.7 y-side1-image-shift (integer(MIN:MAX))**

1711

1712 This attribute causes the impression, on the front of each sheet, to be shifted in position with respect to the media
 1713 on which the impression is to be rendered. The direction of shift MUST be along the y-axis of the Coordinate
 1714 System (see section 2.3) with respect to the medium. The sign of the value indicates the direction of the shift.

1715

1716 If the bind edge is along the x-axis, then a bind edge image shift can be accomplished by applying impression shifts
 1717 of equal magnitude, and opposite sign, to the "y-side1-image-shift" and "y-side2-image-shift" attributes,
 1718 respectively (assuming that the "sides" attribute is 'two-sided-short-edge').

1719

1720 The unit of measure for this attribute is hundredths of a millimeter. This is equivalent to 1/2540th of an inch
 1721 resolution.

1722

1723 **3.18.8 y-side2-image-shift (integer(MIN:MAX))**

1724
 1725 This attribute causes the impression, on the back of each sheet, to be shifted in position with respect to the media
 1726 on which the impression is to be rendered. The direction of shift **MUST** be along the y-axis of the reference
 1727 coordinate system with respect to the medium. The sign of the value indicates the direction of the shift.

1728
 1729 If the bind edge is along the x-axis, then bind edge image shift can be accomplished by applying impression shifts of
 1730 equal magnitude, and opposite sign, to the "y-side1-image-shift" and "y-side2-image-shift" attributes, respectively
 1731 (assuming that the "sides" attribute is 'two-sided-short-edge').

1732
 1733 The unit of measure for this attribute is hundredths of a millimeter. This is equivalent to 1/2540th of an inch
 1734 resolution.

1735
 1736 **3.19 Usage in Document-Overrides and Page-Overrides**

1737
 1738 Most of the Job Template attributes defined in this document are defined so that they **MAY** be used in the
 1739 "document-overrides" (collection) and/or "page-overrides" (collection) Job Template attributes (see [ipp-
 1740 override]). According to that document, any Job Template attribute document **MUST** indicate the syntax and
 1741 semantics for applying each Job Template attribute in any Document and/or Page overrides.

1742
 1743 Table 16 augments the definitions of each Job Template attribute defined in this document by indicating with which
 1744 parts of a job, the attribute "associates with" and "affects" (see [ipp-override]). All Job Template attributes
 1745 associate with the Job, so that is not indicated in Table 16. A subset of the Job Template attributes are defined to
 1746 be used in Document-Overrides to affect Input-Document and are associated with Input-Documents only via the
 1747 "document-overrides" attribute. Another subset affect Output-Documents and are associated with either Input-
 1748 Documents or Output-Documents via the "document-overrides" attribute. A final subset of Job Template attributes
 1749 affects Sheets, Pages, or Impressions and are associated with Pages of an Input-Document or an Output-
 1750 Document by the "page-overrides" attribute or associated with Input-Document or Output-Document via a
 1751 "document-overrides" attribute. See [ipp-override] for the syntax of the "document-overrides" (1setOf collection),
 1752 "page-overrides" (1setOf collection) and "page-per-subset" (1setOf integer(1:MAX)) and semantics of association
 1753 with Document-Overrides, Page-Overrides, Sheets, and Pages. The "pages-per-subset" attribute defines Output-
 1754 Document to be subsets of pages within Input-Documents.

1755
 1756 Table 15 lists the possible attribute override semantics for Job Template attributes and shows what clients can
 1757 supply in Job Creation operations.

1758 **Table 15 - Job Template Attribute Override Semantics**

| Affects | Associates With | Override attribute | member attributes |
|-----------------|-----------------|----------------------|--------------------|
| Job | Job | none | N/A |
| Input-Document | Input-Document | "document-overrides" | "input-documents" |
| Output-Document | Output-Document | "document-overrides" | "output-documents" |

| Affects | Associates With | Override attribute | member attributes |
|-------------------|----------------------|----------------------|-----------------------------|
| | | "pages-per-subset" | N/A |
| | Input-Document | "document-overrides" | "input-documents" |
| sheet, impression | Output-Page | "page-overrides" | "output-documents", "pages" |
| | Input-Page | "page-overrides" | "input-documents", "pages" |
| | Output-Document | "document-overrides" | "output-documents" |
| | | "pages-per-subset" | N/A |
| Input-Document | "document-overrides" | "input-documents" | |

1759

1760

1761

1762

1763

1764

1765

1766

1767

1768

1769

A client MUST NOT submit and a Printer MUST NOT support a Job Creation request with "document-overrides" (collection), "page-overrides" (collection), or "pages-per-subset" containing member attributes not indicated in Table 15 depending on what the Job Template attribute is defined to affect as indicated in Table 16. If a client submits a Job Creation request with such a member attribute and "ipp-attribute-fidelity" = 'true', the Printer MUST reject the request and return the 'client-error-bad-request' status code. If a client submits a Job Creation request with such a member attribute and "ipp-attribute-fidelity" = 'false' or omitted, the Printer MUST accept the request and return the 'successful-ok-ignored-or-substituted-attributes' status code, along with the collection and only those member attributes.

Table 16 - Document and Page Override Semantics by Attribute

| Section or Attribute | Affects: |
|--|------------------|
| 3.1 cover-front (collection) and cover-back (collection) | Output-Documents |
| 3.2 finishings-col (collection) | Output-Documents |
| 3.3 force-front-side (1setOf integer(1:MAX)) | Input-Documents |
| 3.4 insert-sheet (1setOf collection) | Output-Documents |
| 3.5 job-account-id (name(MAX)) | Job |
| 3.6 job-accounting-user-id (name(MAX)) | Job |
| 3.7 job-accounting-sheets (collection) | Job |
| 3.8 job-error-sheet (collection) | Job |
| 3.9 job-message-to-operator (text(MAX)) | Job |
| 3.10 job-sheets-col (collection) - augments IPP "job-sheets" attribute | Job |
| 3.11 job-sheet-message (text(MAX)) | Job |
| 3.12 media-col (collection) - augments IPP "media" | Sheets |
| 3.13 media-input-tray-check (type3 keyword name(MAX)) | Sheets |
| 3.14 page-delivery (type2 keyword) | Output-Documents |
| 3.15 page-order-received (type2 keyword) | Input-Documents |
| 3.16 presentation-direction (type2 keyword) | Image |
| 3.17 separator-sheets (collection) | Job |

| | |
|--|-------------|
| Section or Attribute | Affects: |
| 3.18.1 x-image-position (type2 keyword) through 3.18.8 y-side2-image-shift (integer(MIN:MAX)) | Impressions |

1770

1771

1772 **4. Job Description Attributes**

1773

1774 This section defines Job Description attributes for use with IPP/1.0 [RFC 2566] and IPP/1.1 [RFC2911].

1775

1776 **4.1 current-page-order (type2 keyword)**

1777

1778 This attribute represents the current page order of the document data supplied with the job. Initially "current-page-
1779 order" is set to the value of the Job Template attribute "page-order-received." The value of "current-page-order"
1780 may change based on processing and the value of the "page-order-delivery" attribute. If the Printer changes the
1781 value of a Job's "current-page-order" Job Description attribute, then it is assumed that the associated document
1782 data has been transformed in some way to reflect this change. It should be noted that the document data that
1783 "current-page-order" refers to is not always the document data sent with the Job Creation request, but may also
1784 refer to the processed images that are to be delivered to the printer. The standard values for this attribute are the
1785 same as for of the "page-order-received" attribute (see section 3.15), namely, '1-to-n-order' and 'n-to-1-order'.

1786

1787

1788 **5. Printer Description Attributes**

1789

1790 This section defines Printer Description attributes for use with IPP/1.0 [RFC 2566] and IPP/1.1 [RFC2911].

1791

1792 **5.1 user-defined-values-supported (1setOf type2 keyword)**

1793

1794 This Printer attribute identifies the Job Template and Job Template member attributes for which the client can
1795 supply any value in a Job Creation request, i.e., any custom or user-defined value. The values of this attribute are
1796 any "xxx" attribute names that are Job Template attributes or member attributes of a Job Template collection
1797 attributes for which the Printer will accept any value in a Job Creation request. In effect, the presence of the 'xxx'
1798 keyword value in this attribute suspends validation of the "xxx" attribute supplied by the client with the values of the
1799 corresponding "xxx-supported" Printer attribute. This feature MAY be used to specify any 'name', 'integer', or
1800 'collection' (whose member attributes are 'name' or 'integer') attributes supplied by the client. Thus a user can
1801 supply a custom name for this "xxx" attribute. If there are no Job Template attributes that will accept any value, the
1802 value of this attribute MUST be the keyword 'none'.

1803

1804 For any "xxx" Job Template or Job Template member attributes identified by this attribute, the Printer suspends
1805 validation for values of type 'name', 'integer', and 'collection' and the job is created containing the user-defined
1806 value, even when the client supplied the "ipp-attribute-fidelity" with a 'true' value (which would otherwise, have

1807 caused the Printer to reject the request, if the "xxx" value had not been among those of the Printer's "xxx-
1808 supported" attribute).

1809

1810 For example, the system administrator could add the 'media' keyword attribute name value to the "user-defined-
1811 values-supported" Printer attribute in order to allow the user to supply any media name value for the "media"
1812 attribute even if that name wasn't one of the media names in the Printer's "media-supported" (1setOf (type3
1813 keyword | name(MAX))) attribute. As another example, the system administrator could add the 'media-size'
1814 keyword attribute name value to the "user-defined-values-supported" Printer attribute in order to allow the user to
1815 supply any media size x and y dimensions in the "media-size" member attribute of the "media-col" Job Template
1816 attribute, even if that pair wasn't one of the pairs in the Printer's "media-size-supported" (1setOf collection)
1817 attribute.

1818

1819 Keyword values include the IPP/1.1 Job Template attribute name keywords: 'job-priority', 'job-sheets', 'job-hold-
1820 until', 'number-up', and 'media', along with the Job Template and member attributes defined in this document:
1821 'finishings-col', 'stitching-offset', 'stitching-locations', 'job-error-sheet-type', 'media-type', 'media-color', 'media-
1822 pre-punched', 'media-hole-count', 'media-order-count', 'media-size', 'media-weight-metric', 'media-front-coating',
1823 'media-back-coating', 'media-recycled', and 'separator-sheet-type'.

1824

1825 Note: The requirement that the "media-key" member attribute values of the "media-col" attribute be unique and that
1826 each supported media have a distinct value precludes the 'media-key' from being a value of the "user-defined-
1827 values-supported" Printer attribute.

1828

1829 When the client supplies a 'yyy' value for the "xxx" attribute that is not in the "xxx-supported" Printer attribute, the
1830 Printer does not return the "xxx" value in the Unsupported Attributes group in the response. Instead, the Printer
1831 stores the requested attribute and value unmodified on the Job object for subsequent queries as with any supported
1832 value. Subsequently, a user or operator can query the Job using the Get-Job-Attributes or Get-Jobs operations to
1833 see what user-defined value was requested. Depending on implementation and/or site policy, the Printer schedules
1834 the job following one of the following options:

1835

- 1836 1. Add the 'resources-are-not-supported' value (see section 6.1) to the Job's "job-state-reasons" attribute
1837 and move the job to the 'pending-held' state until either the operator adds the requested value to the
1838 Printer's "xxx-supported" attribute or the user or operator modifies the job to contain a value that is in
1839 the Printer's "xxx-supported" attribute; then releases the job using the Release-Job operation (see
1840 [RFC2911] section 3.3.6).
- 1841 2. Add the 'resources-are-not-supported' value (see section 6.1) to the Job's "job-state-reasons" attribute
1842 but keep the job in the 'pending' state and start to process the job as if the requested media were
1843 ready, but stop the job ("job-state" = 'processing-stopped') and the Printer ("printer-state" = 'stopped')
1844 and request immediate operator intervention. The operator loads the requested media and continues
1845 the Printer, using the Resume-Printer operation (see [RFC2911] section 3.2.8).
- 1846
- 1847

1848 **5.2 max-stitching-locations-supported (integer(1:MAX))**

1849

1850 This attribute indicates the maximum number of stitches or staples that the implementation is capable of inserting
1851 into an Output Document, even if that number would require human intervention in order to configure the (manual
1852 configured) stitcher. In other words, "max-stitching-locations-supported" attribute specifies the maximum number
1853 of values that the client can supply in the "stitching-locations" member attribute (see section 3.2.2.3).

1854

1855 Note: the client can determine the number of stitches or staples that the client can request without human
1856 intervention by querying the "finishing-col-ready" attribute (see section 3.2.4).

1857

1858 **5.3 finishings-ready (1setOf type2 enum)**

1859

1860 This attribute differs from "finishings-supported" in that legal values only include the subset of "finishings-supported"
1861 values that are physically ready for printing with no operator intervention required. The "finishings-ready" attribute
1862 is useful for Printers where human intervention is required in order to change the finisher in order for a job to use
1863 certain "finishings" values. If all "finishings-supported" values can be used without human intervention, a Printer
1864 NEED NOT implement the "finishings-ready" attribute. If an IPP Printer supports "finishings-supported" (see
1865 [RFC2911] section 4.2.6, it NEED NOT support "finishings-ready". However, if a Printer supports "finishings-
1866 ready", it MUST support "finishings-supported".

1867

1868

1869 **6. Additional Values for Existing Attributes**

1870

1871 This section defines additional values for existing attributes.

1872

1873 **6.1 Additional values for the "job-state-reasons" Job attribute**

1874

1875 This section defines additional values for the "job-state-reasons" (1setOf type2 keyword) Job Description attribute
1876 (see [RFC2911] section 4.3.8):

1877

1878 'resources-are-not-supported': At least one of the resources needed by the job, such as media, fonts,
1879 resource objects, etc., is not supported on any of the physical printer's for which the job is a
1880 candidate. This condition MAY be detected when the job is accepted, or subsequently while the job
1881 is pending or processing, depending on implementation. The job may (1) remain in its current state,
1882 (2) be moved to the 'pending-held' state, depending on implementation and/or job scheduling policy,
1883 or (3) scheduled normally, but the Printer is put into the 'stopped' state when the job is attempted to
1884 be processed on the Printer. This value is intended for use with an implementation that supports the
1885 "user-defined-values-supported" Printer attribute (see section 5.1) which allows a job to be accepted
1886 with an unsupported 'name' value.

1887

1888 **6.2 Additional values for the IPP "job-sheets" Job Template Attribute**

1889

1890 The following additional values are defined for the IPP/1.1 "job-sheets" Job Template attribute:

1891

1892

Table 17 - Additional values for the "job-sheets" Job Template attribute

| | |
|-------------------------|---|
| job-start-sheet | A job sheet MUST be printed to indicate the start of the job. |
| job-end-sheet | A job sheet MUST be printed to indicate the end of the job. |
| job-both-sheets | Job sheets MUST be printed to indicate the start and end of all the output associated with the job. |
| first-print-stream-page | Some users have customized the banner sheets in their environment (Microsoft, Novell, etc.) and prefer them instead of the printer's standard ones. The custom banner sheet is the first page of the PDL. When the client supplies the 'first-print-stream-page' value, the first page in the document data is printed as the job sheet and the printer's standard job sheet is suppressed. |

1893

1894

1895 **6.3 Additional values for the IPP "media" Job Template and "media-key" member**
 1896 **attributes**

1897

1898 This section defines additional values for the "media" (type3 keyword | name(MAX)) Job Template attribute (see
 1899 [RFC2911] section 4.2.11), the "media" member attribute defined in this document in a number of the collection
 1900 attributes, and the "media-key" member attribute defined in section 3.12.1:

1901

1902 If the Printer implementation supports the use of tray name keywords to identify media, there **SHOULD** be one
 1903 and only one keyword assigned for each input tray on the printer. If multiple keywords for the same tray exist in
 1904 "media-supported", the client UI could potentially become very confusing to the user because the Printer would
 1905 appear to have more input trays than it actually has. However, see the discussion in the Printer MIB [RFC1759]
 1906 about a manual input tray that uses the same input slot as a regular input tray. Also, if using tray names, it is
 1907 **RECOMMENDED** that the printer implementation use the most descriptive keyword for a logical tray in order to
 1908 assist the user or operator to recognize the matching physical tray at the printer. There are three methods to
 1909 choose the keyword: 1) If the printer trays aren't physically labeled, the keyword **SHOULD** best match the
 1910 physical location of the tray (e.g. 'top', 'bottom'). 2) If the printer trays are physically labeled, the keyword
 1911 **SHOULD** best match the label of the tray (e.g. 'tray-1', 'tray-2'), 3) If more than one keyword matches the label
 1912 of the tray, the keyword **SHOULD** be used that best distinguishes the tray from the Printer's other trays.

1913

1914 If a Printer allows the media to be specified by tray name keyword, the Printer implementation **MUST NOT** use
 1915 the 'name(MAX)' attribute syntax to create custom tray names, but rather **MUST** use the most appropriate tray
 1916 name keyword value. This ensures interoperability among clients that submit jobs to multiple types of printers.

1917

1918 These are additional standard keyword values defined for input-trays.

1919

| | |
|---------------|--|
| 'bypass-tray' | The specified tray is used for handling odd or special paper. This paper tray usually has a small capacity and is physically located such that the paper travels through a shorter paper path. In some printer implementations, the 'bypass-tray' may also be used to bypass any marking device and be used for insert sheets. See the "insert-sheet" definition in section 3.4. |
| 'tray-N' | The input tray that is best specified as a tray with values 'tray-1', 'tray-2'.... The correspondence between the 'tray-N' keyword and the actual input-tray is implementation dependent, as is the number of input trays. If this group of 'tray-N' values is supported, at least the 'tray-1' value MUST be supported. |

1920

1921

These additional keyword values are provided for use in implementations that don't support the "media-col" attribute, since they represent some of the more important "media-col" member attributes:

1922

1923

| | |
|----------------|---|
| 'plain' | The plain media as specified by the output device. |
| 'pre-punched' | The pre-punched media as specified by the output device. |
| 'transparency' | The transparent media as specified by the output device. |
| 'letterhead' | The pre-printed letterhead media as specified by the output device. |
| 'heavyweight' | The heavyweight media as specified by the output device. |
| 'recycled' | The recycled media as specified by the output device. |
| 'bond' | The bonded media as specified by the output device. |
| 'labels' | The labels media as specified by the output device. |
| 'pre-printed' | The pre-printed media as specified by the output device. |
| 'customN' | A custom type of media understood by the user and the operator. It is simply specified to the Printer as the keyword values 'custom1', 'custom2'...'custom7'. |

1924

1925

These additional keyword values are the same as the "media-type" keywords (see section 3.12.2), except 'other', for use in implementations that don't support the "media-col" attribute:

1926

1927

1928

stationery

1929

envelope

1930

envelope-plain

1931

envelope-window

1932

continuous

1933

continuous-long

1934

continuous-short

1935

tab-stock

1936

pre-cut-tab

1937

full-cut-tab

1938

multi-part-form

1939

multi-layer

1940

screen

1941

screen-paged

1942
1943
1944
1945

These are additional standard keyword values which are used by the implementation for specifying a pre-defined media size:

| | |
|---------------------|---|
| 'iso-a4-wide' | Specifies the iso A4 cover size: 223 mm x 297 mm |
| 'na-letter-cover' | Specifies the letter cover size: 9 in x 11 in |
| 'jp-reply-postcard' | Specifies the Ofuku-Hagaki postcard size: 148 mm x 200 mm |
| 'na-postcard' | Specifies the North American postcard size: 4.5 in x 6 in |
| 'na-8x10' | Specifies the 8x10 inch size. |
| 'na-5x7' | Specifies the 5x7 inch size. |
| 'taiwan-815' | Specifies the 815 Taiwan size: 267 mm x 388 mm |
| 'iso-220x330' | Specifies the 220 mm x 330 mm size |

1946
1947
1948
1949

7. Conformance Requirements

This section summarizes the Conformance Requirements detailed in the definitions in this document for clients and Printer objects (servers or devices).

1950
1951
1952
1953
1954

7.1 Conformance Requirements for Printer objects

In general each of the attributes defined in this document are OPTIONAL for a Printer to support, so that Printer implementers MAY implement any combination of attributes. Only the following conditional conformance requirements are defined:

1955
1956
1957
1958

| If the Printer supports: | then the Printer MUST also support (but vice-versa is OPTIONAL): |
|--------------------------|--|
| "cover-back" | "cover-front" |
| "finishings-col" | "finishings" (see [RFC2911] section 4.2.6) |
| "finishings-col-ready" | "finishings-ready (see section 5.3) |
| "job-sheets-col" | "job-sheets" (see [RFC2911] section 4.2.3) |
| "media-col" | "media" (see [RFC2911] section 4.2.11) |
| "media-col-ready" | "media-ready (see [RFC2911] section 4.2.11) |
| "media-input-tray-check" | "media" (see [RFC2911] section 4.2.11) and/or "media-col" |
| "x-side2-image-shift" | "x-side1-image-shift" |
| "y-side2-image-shift" | "y-side1-image-shift" |
| "x-side1-image-shift" | "x-image-shift" |
| "y-side1-image-shift" | "y-image-shift" |

1959

1960 Each of the collection attribute definitions indicate which member attributes are REQUIRED and which are
1961 OPTIONAL for a Printer to support and is not repeated here.

1962
1963 If a Printer supports the 'collection' attribute syntax of a Job Template attribute , then it MUST support the
1964 distinguished none value defined for that collection. See section 2.6.

1965
1966 Support of the 'name' attribute syntax for Job Template attributes and collection member attributes is OPTIONAL,
1967 as in IPP/1.1 [RFC2911].

1968

1969 **7.2 Conformance Requirements for clients**

1970

1971 Clients that support two Job Template attributes that control the same aspect, such as "media" and "media-col",
1972 MUST NOT supply both in a Job Creation request as indicated in the definitions of these attributes.

1973

1974 Clients that support a "xxx" collection Job Template attribute SHOULD use the Get-Printer-Attributes request to
1975 obtain the "xxx-default" collection and display that to the user, so that the user can make any changes before
1976 submitting the Job. Then the client submits values for all member attributes, rather than depending on the Printer's
1977 defaulting for omitted member attributes, since such defaulting is implementation dependent and will vary from
1978 Printer to Printer.

1979

1980 **8. IANA Considerations**

1981

1982 IANA will be called on to register the attributes defined in this document, using the procedures outlined in
1983 [RFC2911] section 6.

1984

1985

1986 **9. Internationalization Considerations**

1987

1988 The IPP extensions defined in this document require the same internationalization considerations as any of the Job
1989 Template attributes defined in IPP/1.1 [RFC2911].

1990

1991

1992 **10. Security Considerations**

1993

1994 The IPP extensions defined in this document require the same security considerations as any of the Job Template
1995 attributes defined in IPP/1.1 [RFC2911].

1996

1997

- 1998 **11. References**
- 1999
- 2000 [ipp-admin-ops]
- 2001 Kugler, C, Hastings, T., Lewis, H., "Internet Printing Protocol (IPP): Job and Printer Administrative
- 2002 Operations", <draft-ietf-ipp-ops-set2-01.txt>, July 19, 2000.
- 2003 [ipp-coll]
- 2004 deBry, R., , Hastings, T., Herriot, R., "Internet Printing Protocol (IPP): collection attribute syntax", <draft-
- 2005 ietf-ipp-collection-01.doc>, work in progress, May 5, 2000.
- 2006 [ipp-override]
- 2007 Ocke, K., Herriot, R., "Internet Printing Protocol (IPP): Override Attributes for Documents and Pages",
- 2008 <pwg-ipp-exceptions-model-000915.doc>, work in progress, September 15, 2000.
- 2009 [ipp-prog]
- 2010 Hastings, T., Bergman, R., Lewis, H., "Internet Printing Protocol (IPP): Job Progress Attributes", <draft-
- 2011 ietf-ipp-job-prog-01.txt> work in progress, August 30, 2000.
- 2012 [pwg-output-bin]
- 2013 Hastings, T., and R. Bergman, "Internet Printing Protocol (IPP): output-bin attribute extension", <work in
- 2014 progress>.
- 2015 [redbook]
- 2016 "PostScript(R) LANGUAGE REFERENCE, third edition", Adobe Systems Incorporated, February 1999.
- 2017 [REG]
- 2018 Holtman, K., Mutz, A. and T. Hardie, "Feature Tag Registration Procedures", BCP 31, RFC 2506,
- 2019 March 1999.
- 2020 [RFC1759]
- 2021 Smith, R., Wright, F., Hastings, T., Zilles, S., and Gyllenskog, J., "Printer MIB", RFC 1759, March 1995.
- 2022 [RFC2119]
- 2023 S. Bradner, "Key words for use in RFCs to Indicate Requirement Levels", RFC 2119 , March 1997
- 2024 [RFC2534]
- 2025 Masinter, L., et al, "Media Features for Display, Print, and Fax", RFC 2534, March 1999.
- 2026 [RFC2565]
- 2027 Herriot, R., Butler, S., Moore, P., and R. Turner, "Internet Printing Protocol/1.0: Encoding and Transport",
- 2028 RFC 2565, April 1999.
- 2029 [RFC2566]

2030 deBry, R., , Hastings, T., Herriot, R., Isaacson, S., Powell, P., "Internet Printing Protocol/1.0: Model and
2031 Semantics", RFC 2566, April 1999.

2032 [RFC2910]

2033 Herriot, R., Butler, S., Moore, P., Turner, R., and J. Wenn, "Internet Printing Protocol/1.1: Encoding and
2034 Transport", RFC 2910, September 2000.

2035 [RFC2911]

2036 Hastings, T., Herriot, R., deBry, R., Isaacson, S., and P. Powell, "Internet Printing Protocol/1.1: Model
2037 and Semantics", RFC 2911, September 2000.

2038

2039 12. Author's Addresses

2040

2041 Kirk Ocke
2042 Xerox Corporation
2043 800 Phillips Road
2044 Webster, NY 14580

2045

2046 Phone: 716 422-4832
2047 e-mail: Kirk.Ocke@usa.xerox.com

2048

2049 Tom Hastings
2050 Xerox Corporation
2051 737 Hawaii St. ESAE 231
2052 El Segundo, CA 90245

2053

2054 Phone: 310-333-6413
2055 Fax: 310-333-5514
2056 e-mail: hastings@cp10.es.xerox.com

2057

2058 IPP Web Page: <http://www.pwg.org/ipp/>
2059 IPP Mailing List: ipp@pwg.org

2060

2061 To subscribe to the ipp mailing list, send the following email:

2062

1) send it to majordomo@pwg.org

2063

2) leave the subject line blank

2064

3) put the following two lines in the message body:

2065

subscribe ipp

2066

end

2067

2068 Implementers of this specification document are encouraged to join IPP Mailing List in order to participate in any

2069 discussions of clarification issues and review of registration proposals for additional attributes and values.

2070

2071 Other Participants:

Ron Bergman - Hitachi Koki Imaging Systems

Weihai Chen - Microsoft

Satoshi Fujitani - Ricoh

Tom Hastings - Xerox

David Kellerman - Northlake Software

Harry Lewis - IBM

Satoshi Matsushita - Brother

Paul Moore - Neteon

Stuart Rowley - Kyocera

Geoff Sorod - Software 2000

Shinichi Tsuruyama - Epson

Shigeru Ueda - Canon

Mark Vander Wiele - IBM

Michael Wu - Heidelberg Digital

Dan Calle - Digital Paper

Lee Farrell - Canon Information Systems

Roelof Hamberg - Océ

Bob Herriot - Xerox

Carl Kugler - IBM

Carl-Uno Manros - Xerox

Ira McDonald - High North Inc.

Hugo Parra, Novell

Gail Songer - Neteon

Jerry Thrasher - Lexmark

Atsushi Uchino - Epson

William Wagner - NetSilicon/DPI

Don Wright - Lexmark

Peter Zehler - Xerox

2072

2073

2074 **13. Appendix A: Change History**

2075

2076 This section summarizes the changes to the document. Each sub-section is in reverse chronological order. Adding
2077 or removing ISSUES that don't change the document are not listed here.

2078

2079

2080 **13.1 Changes to the June 5, 2000 to create the October 26, 2000 version**

2081

2082 The following changes were made to the June 5, 2000 version to create the October 26, 2000 version from the
2083 PWG IPP WG review in Chicago, September 13, 2000 and subsequent IPP telecons:

2084

2085

1. Added "finishings-col" (collection) to control placement of staples which also requires the implementation of the "media" Job Template attribute in RFC 2911.

2086

2. Added "force-front-side" (1setOf integer(1:MAX)) Job Template attribute to force a page to the front side of the medium.

2087

3. Changed "job-account-id-supported" (integer(1:255)), "job-message-to-operator-supported" (integer(0:1023)), and "job-sheet-message-supported" (integer(0:1023)) to boolean on the grounds that conforming implementations are supposed to implement the maximum length and no one wanted to shorten the maximum in the spec.

2088

4. Added "job-accounting-user-id" Job Template attribute to go with "job-account-id".

2089

5. Added "job-accounting-output-bin" member attribute to the "job-accounting-sheets" collection to control the output bin.

2090

6. Removed "job-recipient-name" to a separate IETF spec, since it needs to be an IETF document, while the Production Printing Extension remains a PWG document.

2091

7. Specified how the matching algorithm works for "media-col" and what is IMPLEMENTATION-DEPENDENT.

2092

2093

2094

2095

2096

2097

2098

2099

- 2100 8. Added "media-key" member attribute to "media-col" collection as a unique key for media which must
2101 be present if implemented and removed "media-description" member attribute (which was neither
2102 unique nor required on all values when implemented - it was more like a "nick" name).
- 2103 9. Removed "media-opacity", "media-tabs", and "media-label-type" member attribute of the "media-col"
2104 Job Template attribute and added "media-type" member attribute with Printer MIB and Internet FAX
2105 Media type values to represent these media types. Added 'full-cut-tab' and 'pre-cut-tab' values to
2106 disambiguate between these two forms of 'tab-stock' values. Also added 'other' to cover cases when
2107 no supported keyword or name will do.
- 2108 10. Added "media-info" (text(255)) member attribute to give a text description of the media for human
2109 consumption.
- 2110 11. Changed the 'clear' "media-color" to 'no-color' to be clearer.
- 2111 12. Clarified that full-cut tabs can have a "media-order-count".
- 2112 13. Changed the lower limit of the "media-size" dimension attributes from 0 to 1.
- 2113 14. Clarified that the rangeOfInteger in media-size-supported can be used by Printers with adjustable input
2114 trays.
- 2115 15. Deleted "media-weight-english" member attribute as an unwanted supplemental attribute to "media-
2116 weight-metric" which is in metric units.
- 2117 16. Deleted the 'any' value from the "media-front-coating" and "media-back-coating" member attributes of
2118 the "media-col" attribute. Matching a client supplied value of 'any' with 'any' in the supported list is
2119 straight forward, but then selecting the actual media instance is a special case. It is simpler to allow the
2120 user to select one of the defined values.
- 2121 17. Added the "media-input-tray-check" Job Template attribute to control checking the media in a
2122 specified input tray.
- 2123 18. Added "presentation-direction" (type2 keyword) Job Template attribute to specify the direction that
2124 number up page images are to be placed on a side.
- 2125 19. Changed the 'wrap-sheets' value for "separator-sheet-type" to 'both-sheets'.
- 2126 20. Renamed the "x-auto-center" and "y-auto-center" attributes to "x-image-position" and "y-image-
2127 position" attributes with type2 keyword data types. The values are 'none', 'center-on-media', 'left',
2128 'right' and 'none', 'center-on-media', 'top', 'bottom', respectively.
- 2129 21. Renamed "user-defined-names-supported" Printer Description attribute to "user-defined-values-
2130 supported" and generalized it to allow the administrator to establish the policy to allow users to supply
2131 any integer values for integer attributes and collection values for collection attributes as well.
- 2132 22. Added "max-stitching-locations-supported" Printer Description attribute to indicate the maximum
2133 number to stitches/staples per sheet.
- 2134 23. Added "finishings-ready" (1setOf type2 enum) to specify the finishing that doesn't require operator
2135 intervention for use in systems where operator intervention MAY be required to changes the finisher.
- 2136 24. Changes the 'job-wrap-sheets' value of "job-sheets" to 'job-both-sheets' to give a more understandable
2137 name.
- 2138 25. Added more "media" keyword values.
- 2139

2140 **13.2 Changes to the May 9, 2000 to create the June 5, 2000 version**

2141

2142 The following changes were made to the May 9, 2000 version to create the June 5, 2000 version:

2143

2144 1. Added the "cover-type-supported" Printer attribute.

2145

2146 2. REQUIRED (rather than RECOMMENDED) the Printer to make the "job-sheets-default" and "job-sheets-
2147 col-default" Printer attributes identify the same job sheet instance or have one of them set to the 'unknown' out-
2148 of-band value.

2149

2150 3. REQUIRED (rather than RECOMMENDED) the Printer to make the "media-default" and "media-col-default"
2151 Printer attributes identify the same media instance or have one of them set to the 'unknown' out-of-band value.

2152

2153 4. Added the 'system-specified' keyword value to the "page-delivery" Job Template attribute.

2154

2155

2156 **13.3 Changes to the April 26, 2000 to create the May 9, 2000 version**

2157

2158 The following changes were made to the April 26, 2000 version to create the May 9, 2000 version:

2159

2160 1. Clarified that both the "job-sheets-default" and "job-sheets-col-default" Printer attributes SHOULD both be
2161 configured to specify the same job-sheet instance.

2162 2. Changed the "media-description" member attribute back to 'type3 keyword | name(MAX)' from 'text' so that
2163 clients can localize the value and the "media-description-supported" back to '1setOf (type3 keyword |
2164 name(MAX) from 'integer(0:255)'.
2165

2166 3. Deleted the "media-weight-type" attribute - don't have two ways to specify the same thing until there is a way
2167 to indicate which one the Printer supports.

2168 4. Replaced the "media-weight" and "media-weight-units" with "media-weight-metric" and "media-weight-english",
2169 so that implementations can support "media-weight-metric" only or both and clients can request either.

2170 5. Clarified that the "media-size" tolerance is implementation-defined. The 5 points tolerance for PostScript is
2171 given as an example.

2172 6. Removed "-supported" from the "x-dimension" and "y-dimension" member attributes to agree with the
2173 collection specification.

2174 7. Clarified that both the "media-default" and "media-col-default" Printer attributes SHOULD both be configured
2175 to specify the same media instance.

2176 8. Changed "job-separator-sheets" collection attribute so that if the client supplies neither the "media" or the
2177 "media-col" member attributes, the implementation picks some appropriate separator sheet medium, rather than
2178 using the document's media.

2179 9. Added the 'first-print-stream-page' keyword value to the "job-sheets" Job Template attribute.

2180

2181 **13.4 Changes to the April 11, 2000 to create the April 26, 2000 version**

2182

2183 The following changes were made to the April 11, 2000 version to create the April 26, 2000 version:

2184

- 2184 1. Added discussion about distinguished none values for all but a few Job Template attributes.
 2185 2. Clarified the table and language for collections that have both "media" and "media-col" around the client sending
 2186 neither (error for some collection attributes, not for others), one or the other, or both (error).
 2187 3. Removed the use of the 'none' out-of-band value and defined distinguished values for keywords (usually 'none',
 2188 or 'no-xxx'), strings (zero-length), and integers (usually 0) instead. Existing clients and Printers might get
 2189 confused with the (new) 'none' out-of-band value.
 2190 4. Broke "job-error-sheet-type" into two member attributes: "job-error-sheet-type" and "job-error-sheet-when".
 2191 5. Removed the "s" from "job-error-sheet".
 2192 6. Banned "media-default" and "media-col-default" from both having a value, even if one is the name of the other.
 2193 Required the Printer to set the other to 'no-value' out-of-band value.
 2194 7. Added "media-label-type" (type3 keyword | name(MAX)), and "media-recycled" (type3 keyword |
 2195 name(MAX)) member attributes to "media-col".
 2196 8. Changed the "xxx-supported" (boolean) to "xxx-supported" (integer(0:X) so that the maximum length of the
 2197 string could be queried by the client.
 2198 9. Added 'gray', 'ivory', and 'orange' colors
 2199 10. Changed media-pre-printed (boolean) to media-pre-printed (type3 keyword | name(MAX)) and defined
 2200 'blank', 'pre-printed', and 'letter-head'.
 2201 11. Removed -supported from the member attributes of the "media-col-supported" (1setOf collection).
 2202 12. Added 'none' keyword value to media-front-coating (type3 keyword | name(MAX)) and media-back-coating
 2203 (type3 keyword | name(MAX))
 2204 13. Replaced the 'user-define' and 'user-define-supported' out-of-band values with the "user-defined-names-
 2205 supported" Printer attribute. This will help existing clients that query the Printer.
 2206 14. Added some "media" keyword values.
 2207 15. Enhanced the Conformance Section with client requirements.
 2208

2209 **13.5 Changes to the February 7, 2000 to create the April 11, 2000 version**

2210
 2211 The following changes were made to the February 7, 2000 version to create the April 11, 2000 version:
 2212

- 2213 1. Clarified that the "page-ranges" Job Template attribute does not affect the print-stream page numbering.
 2214 2. Aligned the collection attribute definitions to agree with the updated Collection [ipp-coll] document:
 2215 a) Changed "xxx-supported"(boolean) to "xxx-supported" (1setOf type2 keyword) to return the keyword
 2216 names of the member attributes.
 2217 b) Removed the 'type3 keyword | name' attribute syntaxes from "xxx" (type3 keyword | name | collection)
 2218 attributes and moved those values into a new "xxx-type" member attribute in the collection for new
 2219 attributes. For the existing IPP/1.1 "job-sheets" (type3 keyword | name) and "media" (type3 keyword |
 2220 name) attributes created new "xxx-col" (collection) companion attributes.
 2221 c) For each collection attribute that had a "media" (type3 keyword | name(MAX) | collection) member
 2222 attribute, removed the 'collection' and added a new OPTIONAL "media-col" (collection) member
 2223 attribute to carry the media characteristics.
 2224 d) Clarified that a client MUST NOT supply both "media" and a "media-col" Job Template attributes or
 2225 member attributes. If a Printer receives such a bad request, it MUST either reject it or use one or the

- 2226 other attributes depending on implementation.
- 2227 e) Add prefix names to member attributes when they are intended to be unique, such as "cover-" to "cover-
2228 printed-sided" so that the "xxx-supported" would not be ambiguous. Same for "insert-" to insert-after-
2229 page-number" and "insert-count".
- 2230 f) Added "xxx-default" (collection) for all collection attributes for consistency as required by [ipp-coll].
- 2231 g) Added "xxx-supported" Printer attributes for all member attributes for consistency as required by [ipp-
2232 coll].
- 2233 3. Removed the prefix from the "media" and the "media-col" member attributes, so that they are the same as the
2234 IPP/1.1 Job Template attributes.
- 2235 4. Added the insert-after-page-number-supported" (1setOf type2 keyword) Printer attribute for consistency.
- 2236 5. Added that a value of MAX for "insert-after-page-number" inserts a page after the last page in the document
2237 no matter how many pages are in the document.
- 2238 6. Changed "insert-sheet" to agree with the Exceptions document [ipp-except], so that if a page number is not
2239 the first on a sheet, the insert happens after that sheet, and the page is forced to the next sheet and a warning
2240 given using the "job-warnings-count" Job Description attribute and the Job's 'job-warnings-detected' job-
2241 state-reasons.
- 2242 7. Add the "insert-count-supported (integer(1:MAX)) Printer attribute for consistency.
- 2243 8. Clarified that the "media" attribute maps a name or keyword to a media instance, but that not all media
2244 instances need have an associated media name or keyword. Also that no two media instances can have the
2245 same "media" attribute name or keyword.
- 2246 9. Clarified that that the "media-col" collection attribute maps a set of characteristics to a media instance and
2247 that all media instances must have a distinct set of characteristics, not counting their names. The "media-
2248 description" member attribute can be used as a characteristics to distinguish two otherwise identical media
2249 instances.
- 2250 10. Changed the name of the "media-name" member attribute to "media-description" and its attribute syntax from
2251 'type3 keyword | name(MAX)' to 'text(255)' to make sure that the value is just an arbitrary string with no
2252 semantic content, such as a tray name or size.
- 2253 11. Clarified that several media instances can have the same "media-description" member attribute value.
- 2254 12. Specified the tolerance for media size matching of 5 points, same as PostScript.
- 2255 13. Removed the type3 keyword from the "media-size" (collection) member attribute, so as to have only one
2256 way to specify size, namely a pair of integers. The client can use these integers to map to a media size name
2257 in the locale of the user, similar to keywords.
- 2258 14. Added a rangeOfInteger to the "media-size-supported" (1setOf collection) member attributes and so added
2259 a "-supported" suffix to "x-dimension" and "y-dimension" member attributes since they now have different
2260 attribute syntaxes to the member attributes of the "media-size" member attribute.
- 2261 15. Added "media-col-ready" (1setOf collection) Job Template Printer attribute to show the characteristics of
2262 the ready media.
- 2263 16. Clarified that the IPP/1.1 "media-ready" (1setOf (type3 keyword | name(MAX))) Printer attribute MUST
2264 also be supported, and that the values correspond, so that the client can determine the mapping of the media
2265 names/keywords to the media characteristics for the ready media at least.
- 2266 17. Deleted "sheet-collate", since it is already defined in the "Job Progress Attributes" document [ipp-prog].
- 2267 18. Added the section on Document and Page Exceptions to indicate the semantics of each Job Template

- 2268 attribute as required by [ipp-except].
- 2269 19. Deleted the definition of the 'none' out-of-band attribute value, since it is defined in the [ipp-coll] document.
- 2270 20. Added the 'user-define' out-of-band attribute value for use as one of the values of the Printer's "xxx-
- 2271 supported" attributes to indicate that a client can supply a name that is not in the Printer's supported list, i.e.,
- 2272 can supply custom names.
- 2273 21. Added the 'user-define-supported' out-of-band value so that an implementation can indicate in the "xxx-
- 2274 supported" returned by the Get-Printer-Supported-Values operation whether or not it will allow the
- 2275 administrator to set the 'user-define' out-of-band value in the corresponding Printer's "xxx-supported"
- 2276 attribute.
- 2277 22. Added the 'resources-are-not-supported' value for use with the "job-state-reasons" Job Description attribute
- 2278 to indicate that a user has supplied a custom name.
- 2279 23. Clarified that if a Printer supports "job-sheets-col", it MUST also support the IPP/1.1 "job-sheets" Job
- 2280 Template attribute.
- 2281 24. Clarified that if a Printer supports "media-col", it MUST also support the IPP/1.1 "media" Job Template
- 2282 attribute.
- 2283 25. Clarified that if a Printer supports "media-col-ready", it MUST also support the IPP/1.1 "media-ready"
- 2284 Printer attribute.
- 2285 26. Changed the attribute syntax for "job-account-id-supported", "job-message-to-operator-supported", "job-
- 2286 recipient-name-supported", and "job-sheet-message-supported" from 'boolean' to 'integer(1:255)' to indicate
- 2287 the maximum string length supported, since IPP is often a gateway to another system that can't store the
- 2288 string length required for conforming IPP Printers.
- 2289 27. Added notes about the conversion between English and metric for different types of media.
- 2290
- 2291

2292 **13.6 Changes to the January 30, 2000 to create the February 7, 2000 version**

2293

2294 The following changes were made to the January 30, 2000 version to create the February 7, 2000 version:

2295

- 2296 1. Changed the attribute syntax of "cover-front-supported" and "cover-back-supported" from 'collection' to
- 2297 'boolean', since a Printer MUST support all (both) member attributes and any combinations of values.
- 2298 2. Changed the 'sheet' member attribute in each of the following collections to give them distinct names so that the
- 2299 "xxx-supported" Printer attribute can indicate their respective (potentially different) values: "job-accounting-
- 2300 sheets", "job-error-sheets", "job-sheets", and "separator-sheets".
- 2301 3. Added "media-" to the beginning of each member attribute of the "media" collection, so that ordinary "media-
- 2302 xxx-supported" could be used to represent their individual supported values.
- 2303 4. Removed the 'name(MAX)' choice from the "media-size" member attribute. If the properties of a medium are
- 2304 being given, either the keyword name or the exact numerical dimensions known to the implementation, not a
- 2305 name made up by the administrator.
- 2306 5. Added "media-size-supported (1setOf collection) which contains the combinations of numerical sizes
- 2307 supported (x-dimension and y-dimension) by the Printer. This "xxx-supported" attribute is the only one that
- 2308 has a value of '1setOf collection' in order to list the pairs of x and y dimensions supported. The attribute syntax
- 2309 of the "x-dimension" and "y-dimension" is a choice of 'integer(0:MAX)' or 'rangeOfInteger(0:MAX)' to cover

- 2310 the case of continuous media and cut sheet printers that can cut the medium to any size within the specified
2311 range.
- 2312 6. Changed the "media-supported" from containing a collection whose member attributes listed the supported
2313 values that the client could supply as member attributes to just containing a new out-of-band 'any-collection'
2314 value that indicates that the implementation allows any combination of member attributes that are indicated by
2315 the corresponding "xxx-supported" Printer attributes.

2316

2317 **13.7 Changes to the January 28, 2000 to create the January 30, 2000 version**

2318

2319 The following changes were made to the January 28, 2000 version to create the January 30, 2000 version:

2320

- 2321 1. Ordered the Job Template attributes alphabetically.
- 2322 2. Add 'name(MAX)' to Job Template attributes that had (type3 keyword | collection) to be consistent with
2323 IPP/1.1 that has (type3 keyword | name(MAX)).

2324

2325 **13.8 Changes to create the January 28, 2000 version**

2326

2327 Initial version.

2328

2329

2329

2330 14. Appendix B: Summary of other IPP documents

2331

2332 The full set of IPP documents includes:

2333

2334 Design Goals for an Internet Printing Protocol [RFC2567]

2335

2335 Rationale for the Structure and Model and Protocol for the Internet Printing Protocol [RFC2568]

2336

2336 Internet Printing Protocol/1.1: Model and Semantics (this document)

2337

2337 Internet Printing Protocol/1.1: Encoding and Transport [RFC2910]

2338

2338 Internet Printing Protocol/1.1: Implementer's Guide [IPP-IIG]

2339

2339 Mapping between LPD and IPP Protocols [RFC2569]

2340

2341 The "Design Goals for an Internet Printing Protocol" document takes a broad look at distributed printing
2342 functionality, and it enumerates real-life scenarios that help to clarify the features that need to be included in a
2343 printing protocol for the Internet. It identifies requirements for three types of users: end users, operators, and
2344 administrators. It calls out a subset of end user requirements that are satisfied in IPP/1.0. A few OPTIONAL
2345 operator operations have been added to IPP/1.1.

2346

2347 The "Rationale for the Structure and Model and Protocol for the Internet Printing Protocol" document describes
2348 IPP from a high level view, defines a roadmap for the various documents that form the suite of IPP specification
2349 documents, and gives background and rationale for the IETF working group's major decisions.

2350

2351 The "Internet Printing Protocol/1.1: Encoding and Transport" document is a formal mapping of the abstract
2352 operations and attributes defined in the model document onto HTTP/1.1 [RFC2616]. It defines the encoding rules
2353 for a new Internet MIME media type called "application/ipp". This document also defines the rules for transporting
2354 over HTTP a message body whose Content-Type is "application/ipp". This document defines a new scheme
2355 named 'ipp' for identifying IPP printers and jobs.

2356

2357 The "Internet Printing Protocol/1.1: Implementer's Guide" document gives insight and advice to implementers of
2358 IPP clients and IPP objects. It is intended to help them understand IPP/1.1 and some of the considerations that
2359 may assist them in the design of their client and/or IPP object implementations. For example, a typical order of
2360 processing requests is given, including error checking. Motivation for some of the specification decisions is also
2361 included.

2362

2363 The "Mapping between LPD and IPP Protocols" document gives some advice to implementers of gateways
2364 between IPP and LPD (Line Printer Daemon) implementations.

2365

2365

2366

15. Appendix C: Description of the IEEE Industry Standards and Technology (ISTO)

2367

2368

2369

2370

2371

2372

2373

The IEEE-ISTO is a not-for-profit corporation offering industry groups an innovative and flexible operational forum and support services. The IEEE-ISTO provides a forum not only to develop standards, but also to facilitate activities that support the implementation and acceptance of standards in the marketplace. The organization is affiliated with the IEEE (<http://www.ieee.org/>) and the IEEE Standards Association (<http://standards.ieee.org/>).

2374

For additional information regarding the IEEE-ISTO and its industry programs visit:

2375

2376

2377

<http://www.ieee-isto.org>.

2378

16. Appendix D: Description of the IEEE-ISTO PWG

2379

2380

2381

2382

2383

2384

2385

2386

2387

2388

2389

The Printer Working Group (or PWG) is a Program of the IEEE Industry Standards and Technology Organization (ISTO) with member organizations including printer manufacturers, print server developers, operating system providers, network operating systems providers, network connectivity vendors, and print management application developers. The group is chartered to make printers and the applications and operating systems supporting them work together better. All references to the PWG in this document implicitly mean “The Printer Working Group, a Program of the IEEE ISTO.” In order to meet this objective, the PWG will document the results of their work as open standards that define print related protocols, interfaces, procedures and conventions. Printer manufacturers and vendors of printer related software will benefit from the interoperability provided by voluntary conformance to these standards.

2390

2391

2392

2393

In general, a PWG standard is a specification that is stable, well understood, and is technically competent, has multiple, independent and interoperable implementations with substantial operational experience, and enjoys significant public support.

2394

For additional information regarding the Printer Working Group visit:

2395

2396

2397

<http://www.pwg.org>